



Since 1978

2018
FUEL PUMP
ガソリンポンプ
Bomba de combustible

Electric / Injection / Mechanical / Assembly



DRY TEST IS PROHIBIT !!!
(Don't test without fuel testing oil)



Axial rotation will generate frictional heat and the bearing will be burned out.

Electricity rotation will generate heat on inner coil and will cause plastic part of armature melted.


Axial rotation will generate frictional heat and the impeller will be burned out.

Dry test will cause

- 1. Fuel pump jammed.
- 2. Fuel pump noises and vibration.
- 3. Bearing burned out.
- 4. Armature burned out.
- 5. Impeller burned out.
- 6. Consume fuel pump performance.



FUEL PUMP TEST OIL



All product is 100% tested before shipment



ELECTRIC INJECTION FUEL PUMP INSTALLATION PRECAUTION





1. During installation fuel pump or filter do not kiss the in-tank metal surface, adjust it for avoid any abnormal noises.
2. Installation must according the OE specification, check the fuel tube, rubber seal and other parts before install. When replacement must beware do not over tightened, it will cause the failure and noises.
3. Fuel pump must handle with care, do not fall down , it will caused the armature loss balance and in high rotation will appear abnormal noises.
4. Avoiding any damages on the pump, do not paste label, sticker or any other material on the housing. If need to do any engraving, write on the top of plastic material. Failure will not cover in warranty.
5. When replacement removes the battery and must change with new fuel filter and strainer. Clean the fuel tank for avoiding any other residue will causes the failure. After replacement confirm all the fuel line is working properly and start the engine 5 minutes for stabilizing the pressure. Last steps check all the parts for any leaking possibilities.
6. Fuel pump flow rate specification produced according OE standard, do not indicate the sound volume standard. For any sound volume claim failure do not cover in warranty.
7. Every fuel pump caused by burn failure, the connection wire must be replaced. When inspection for the connection wire is aged, must replace with OE specification standard. If replace wire not according the OE standard wire it may caused current, flow, pressure unstable and possibility of severe burning car. For installment of the connection wire restricted to use solder, when the temperature 100°C it will melt the solder material.
8. Adding gasoline containing methanol will cause the fuel pump inner material corrosion and will resulting the current, flow, pressure unstable and noises.
9. When installation must check the rubber seal. If the sealed is failure will cause the in-tank pressure unstable and effect performance. Strongly recommend to replace the seal.
10. Avoiding any other problem or failure , recommend to replace with new parts and do not using old parts.
11. Fuel pump Assembly specification including pressure valve, if only replace for the fuel pump and can't working properly, it may caused by the failure of pressure valve. Change it with assembly will fix the problem.



CONTENTS

<i>ELECTRIC FUEL PUMP</i>			
UNIVERSAL			4
<i>ELECTRIC FUEL PUMP ASSEMBLIES</i>			
BMW	9	MAZDA	25
DAEWOO	11	MERCEDES BENZ	26
DAIHATSU	12	MITSUBISHI	27
FIAT	13	NISSAN	31
FORD	14	PEUGEOT	32
GM	16	PROTON	33
HONDA	19	SUZUKI	34
HYUNDAI / KIA	20	TOYOTA	36
ISUZU	22	VOLKSWAGEN	38
LAND ROVER	23	VOLGA	40
LADA	24		
<i>ELECTRIC INJECTION FUEL PUMP</i>			
ELECTRIC FUEL INJECTION (E.F.I)			41
<i>MECHANICAL FUEL PUMP</i>			
DAIHATSU	79	MITSUBISHI	86
FORD	81	NISSAN	89
HONDA	81	PEUGEOT/CITROEN	95
ISUZU	82	PERKINS	96
KUBOTA	82	RENAULT	97
KIA	83	SUZUKI	98
MAZDA	83	TOYOTA	100
MERCEDES BENZ	85	VOLKSWAGEN	110
<i>DIESEL FEED PUMP / DIESEL PRIMER PUMP</i>			
KDF Series			112
KT Series			135
FUEL FILTER ASSY			137
FUEL WATER SEPARATOR			139
<i>FUEL STRAINER</i>			
STRAINER / FILTER			142

ELECTRIC FUEL PUMP

NUK No.	Interchangeable No.	CAR & MODEL	PICTURE
KEP-02	23100-87515-000 056200-0570 8788-13-350 D97Z-9350A DW309 DW584 EP-502-0	MAZDA - B1600 LHD - B1800 LHD - B2000 - PICK UP 2.0L	
KEP-02-1	056200-0570 8788-13-350 D97Z-9350A DW309 DW584 EP-502-0	MAZDA - B1600 LHD - B1800 LHD - B2000 - PICK UP 2.0L	
KEP-03	0453-13-350 056200-0540 1943-13-350 1943-13-350A 23100-87511-000 7.21440.51.0 D57Z-9350A DW308 , DW320 , DW428, DW583 EP-501-0 , EP-503-0	FORD - COURIER 1.8L MAZDA - B1600 - B1800 - 929 LHD 1.8L UNIVERSAL	
KEP-04	8116-13-350A DW331 EP-506-0	MAZDA - 929L	
KEP-04-1	DW318 8173-13-350 8174-13-350	MAZDA - 626 1.6/1.8L, 2.0L	




ELECTRIC FUEL PUMP

NUK No.	Interchangeable No.	CAR & MODEL	PICTURE
KEP-05	DW426 EP-700-0	DAIHATSU – UNIVERSAL	
KEP-05-1	42021-GA140 7420-GA140 DW484 EP-602-0	SUBARU - (WITHOUT TURBO) 1.6L - HATCHBACK BRAT 1.8L	
KEP-05-2	7450-21101 DW483 EP-603-0	SUBARU - HATCHBACK BRAR 1.8L	
KEP-07	8118-13-350 8118-13-351A DW317 EP-500-0	MAZDA - 929 L 2.0L	
KEP-07-2	056200-0350	MAZDA	
KEP-09	8173-13-350A EP-505-0	MAZDA - 626 1.6/1.8L 2.0L	



ELECTRIC FUEL PUMP

NUK No.	Interchangeable No.	CAR & MODEL	PICTURE
KEP-10	HEP-02 (12V)	MAZDA	
KEP-10-24V-2	HEP-02 (24V)	MAZDA	
KEP-10-1 KEP-10-24V-1	HEP-02C (12V) (24V)	UNIVERSAL	
KEP-11	HEP-03	MAZDA	
KEP-12	HEP-01	MAZDA	
KEP-37	3629674 3797522 4299544 4306842 4464613	G.M. UNIVERSAL	

ELECTRIC FUEL PUMP



NUK No.	Interchangeable No.	CAR & MODEL	PICTURE
KEP-37-1		UNIVERSAL	
KEP-37-2	742021220	UNIVERSAL	
KEP-37-3	4125208 4125108 4125008	UNIVERSAL	
KEP-37-4	412000 412010	UNIVERSAL	
KEP-38	HEP-05A	UNIVERSAL	
KEP-56	056200-0582 23100-87516-000 DW427	DAIHATSU UNIVERSAL	

ELECTRIC FUEL PUMP

NUK No.	Interchangeable No.	CAR & MODEL	PICTURE
<p>KEP-73</p> <p>KEP-73-24V</p>	<p>17020-06W00 17020-06W01 17020-10W00 476087 E8318</p>	<p>NISSAN</p> <ul style="list-style-type: none"> - PATROL P-40 - PICK UP 720 - 2.0L, 2.4L 	
<p>KEP-79</p> <p>KEP-79-24V</p>	<p>E8012S, E8016S</p>	<p>UNIVERSAL</p>	


ELECTRIC FUEL PUMP ASSEMBLIES

>>BMW

NUK No.	Interchangeable No.	CAR & MODEL	PICTURE
KEP-340A (KEP-582)	AIRTEX: E10372 BOSCH: 0986580129 BMW: 16141183176 16141183216 16146752368 PIERBURG: 7.22013.00.0/01.0/02.0 7.22013.03.0/04.0/09.0	BMW - SERIAL 5 E34 2.0L 1989-1996 E39 2.0L/2.3L 1996-2003 E39 3.0L/3.5L 1996-2003	
KEP-341A	BMW: 16141179119 16141180318 16147161387 BOSCH: 0580314071 0580314123 0580453021	BMW - SERIAL 5 E28 535i E34 518i/520i/525i E34 530i/535i/540i M5 3.6L/3.8L - SERIAL 7 E32 730i/735i/740i	
KEP-345A	BMW: 16141182842 16141182985 16141183139 SIDAT: 72056 VDO: 228222005003Z	BMW - E36 318i 1992-1995 - E36 320i 1992-1995 - E36 325i 1992-1995 - M3 1995-	
KEP-346A	AIRTEX: E8385 BMW: 16141182109 16141182355 16141183947 VDO: E22041080Z	BMW - SERIAL 7 E38 728i 1995-2001 E38 730i 1994-2001 E38 735i 1996-2001 E38 740i 1994-2001 E38 750i 1994-2001	
KEP-347A	AIRTEX: E10296M BMW: 16141184276 16146752499 16146766942	BMW - SERIAL 3 E46 316i 1998-2005 E46 318i 1998-2001 E46 320i 1998-2005 E46 323i 1998-2000 E46 325i 2000-2005 E46 328i 1998-2000 E46 330i 2000-2005	


ELECTRIC FUEL PUMP ASSEMBLIES

>>BMW

NUK No.	Interchangeable No.	CAR & MODEL	PICTURE
<p>KEP-3199A</p>	<p>BMW: 1614182985 1614183139</p>	<p>BMW - SERIAL 3 E36 CABRIO E36 TOURING E46</p>	

ELECTRIC FUEL PUMP ASSEMBLIES

>> DAEWOO

NUK No.	Interchangeable No.	CAR & MODEL	PICTURE
KEP-305A	<u>DAEWOO:</u> 96298305 96570070 <u>PIERBURG:</u> 7.02552.10.0	DAEWOO - MATIZ 1.1Li 2003-2005-	
KEP-306A	<u>DAEWOO:</u> 96387372 96449569 96495969 96550314 96554001 <u>PIERBURG:</u> 7.02552.09.0	DAEWOO - LACETTI 1.6Li 16V 2004-2005 - MAGNUS - NUBIRA 2.0Li 16V 1997-2003	
KEP-320A	<u>DAEWOO:</u> 90325950, 96143350 96180403, 96180483 96350076, 96350078 96351494, 96351495 96350526, 96494976 96525950 <u>PIERBURG:</u> 7.02552.00.0	DAEWOO - ESPERO 1.5i/1.6i 1997-1999 - ESPERO 1.8i/2.0i 1991-1999 - NEXIA 1.5i/1.6i 1994-1997 - NEXIA 1.8i/2.0i 1994-1997	
KEP-325A	<u>AIRTEX:</u> E8469M <u>DAEWOO:</u> 96183061, 96291866 96308414, 96344792 96350588, 96351053 96376973, 96385759 96391617, 96391618 96391619 <u>PIERBURG:</u> 7.02552.04.0 7.02552.05.0	DAEWOO - LANOS 1.6Li 16V 1997-2003 - NUBIRA 1.6Li 16V 1997-2005 - NUBIRA 2.0Li 16V 1997-2003 - LEGANZA 2.0Li 16V 1997-2002. - LEGANZA 2.2Li 16V 1998-2002	
KEP-3169A	<u>DAEWOO</u> 96563403 96320232	DAEWOO - MATIZ 800 97-00	


ELECTRIC FUEL PUMP ASSEMBLIES

>>DAIHATSU

NUK No.	Interchangeable No.	CAR & MODEL	PICTURE
KEP-3152A	DAIHATSU: 23100-BZ010-001	DAIHATSU - XENIA	
KEP-3197A	DAIHATSU: 23210-87Z03	DAIHATSU - TERIOS 01-06	

ELECTRIC FUEL PUMP ASSEMBLIES

>>FIAT

NUK No.	Interchangeable No.	CAR & MODEL	PICTURE
<p>KEP-327A</p>	<p>AIRTEX: E10213M E10214M BOSCH: 0986580207 0986580208 0986580209 FIAT & LANCIA: 46427664, 46473394, 46518013, 7736883, 7752900, 7769932 PIERBURG: 7.00468.33.0 7.00468.34.0 7.00468.44.0</p>	<p>FIAT</p> <ul style="list-style-type: none"> - BARCETTA 1.8L 1.6V 1995-1998 - PUNTO 1.2L 1994-1998 - PUNTO 1.6L 1994-1997 - PUNTO 1.2L 16V 1997-1999 - PUNRO 1.6L 16V 1997-1999 <p>LANCIA</p> <ul style="list-style-type: none"> - Y(840A) 1.2L 16V 1997-2000 	

ELECTRIC FUEL PUMP ASSEMBLIES

>>FORD

NUK No.	Interchangeable No.	CAR & MODEL	PICTURE
KEP-318A	AIRTEX: E2059M, E2063M CARTER: P74107 DELPHI: 25339754, FG0198 FORD: E97F-9H307-AE E9HF-9H307-AB F0HU-9H307-AB F0TF-9H307-A F0TZ-9A407-A	FORD - BRONCO 90-96 - E SUPER DUTY 96- - E-150 ECO. 92-96 - E-150 ECO C WAGON92-96 - E-250/350 ECO 92-96 - E-250 ECO SUPER 92-96 - E-350 ECO C WAGON92-96 - E-350 ECO SUPER 92-96 - E-350 ECO SUPER WAGON - EXPLORER 95-96 - F-150 90-96	
KEP-357A	AIRTEX: E2064M DELPHI: 25339755, FG0199 CARTER: P74108 FORD: F0TF-9H307-CC/CD F0TZ-9A407-C/CA F0TZ-9H307-C F2TU-9H307-CA F2TZ-9A407-C/CA	FORD - F-150 90-96 - F-150 LIGHTING 93-95 - F-150 SUPER CAB 90-96 - F-250 90-97 - F-250 SUPER CAB 90-97 - F-350 90-97 - F-350 SUPER CAB 90-97	
KEP-358A	AIRTEX: E2325M BOSCH: 67172 67250 CARTER: P75047M FORD: 3S4Z-9H307BC 5M41-9H307AA YS4Z-9H307BB YS4Z-9H307EA	FORD - FOCUS LE 2000- - FOCUS LX 2000-2002 - FOCUS S2 2001-2002 - FOCUS SE 2000-2002 - FOCUS STREET 2001-2002 - FOCUS SVT 2002 - FOCUS ZTS 2000-2002 - FOCUS ZTW 2002 - FOCUS ZX3 2000-2002 - FOCUS ZX5 2002-	
KEP-359A	FORD: XSGU-9H307CD PIERBURG: 722426010	FORD - FESTIVA 1.6L 1995-2001 - IKON 1.6L 1995-2001	
KEP-369A	ACDELCO: MU2011 AIRTEX: E2220M BOSCH: 67164 CARTER: P75038M GM: 88925621	FORD - E SUPER DUTY 1996- - E150 ECONOLINE 1992-1996 - E250 ECONOLINE 1992-1996 - E350 ECONOLINE 1992-1996	






ELECTRIC FUEL PUMP ASSEMBLIES

>>FORD

NUK No.	Interchangeable No.	CAR & MODEL	PICTURE
KEP-3002A	AIRTEX: E2230M, E2231M, BOSCH: 67175, 67176, 67178, 67180, 67226, 59179 CARTER: P75034M, P75035M, P75036M, P75037M, FORD: 3C3Z-9H307GC F81Z-9H307-AA F81Z-9H307-AG F81Z-9H307-AH	FORD - F-250 SUPER DUTY 1999-2004 - F-350 SUPER DUTY 1999-2004 - F-450 SUPER DUTY 1999-2004 - F-550 SUPER DUTY 1999-2004	
KEP-3006A	FORD: ZL01-13-35Z	FORD - Tierra - Protege323 - Activa	
KEP-3138A	FORD: YL8Z-9H307-A YL8Z-9H307-AA YL8Z-9H307-AF YL8Z-9H307-AG YL8Z-9H307-BA YL8Z-9H307-BF YF091335XC AJ031335XB E2291M	FORD - ESCAPE 2.0 MAZDA - TRIBUTE 2.0	
KEP-3170A	FORD 1S71-9H307	FORD - METROSTAR2.0 01-	
KEP-3180A	FORD: 8V51-9H307-CA	FORD: FIESTA 6 1.2cc	



ELECTRIC FUEL PUMP ASSEMBLIES

>>GM

NUK No.	Interchangeable No.	CAR & MODEL	PICTURE
KEP-335A	<u>AIRTEX:</u> E10258M <u>OPEL & VAUXHALL:</u> 815001 815013 815019 815031 815036 90411794 90442321	OPEL & VAUXHALL - ASTRA 1.2L/1.4L/1.6L/1.8L/2.0L - CORSA 1.4L/1.6L - OMEGA 1.8L/2.0L/2.4L/2.6L/3.0L - SENATOR 2.6L/3.0L - TIGRA 1.4L/1.6L - VECTRA 1.6L/1.8L/2.0L/2.5L - ZAFIRA 1.6L/1.8L GM	
KEP-337A	<u>AIRTEX:</u> E3372M <u>BOSCH:</u> 67303 <u>CARTER:</u> P74794M <u>DELPHI:</u> FG0148 <u>GM:</u> 19122465, 25323823 25329396	CHEVROLET - VENTURE 1998-2000 OLDSMOBILE - SILHOUETTE 1998-2000 PONTIAC - MONTANA 1999-2000 - TRANS SPORT 1998- - TRANS SPORT MONTANA 1998-	
KEP-360A	<u>AIRTEX:</u> E7030M, E7077M <u>BOSCH:</u> 67602 <u>CARTER:</u> P74634M <u>CHRYSLER:</u> 4682086, 4682260, 4682761, 5217988 <u>DELPHI:</u> FG0195	CHRYSLER - SPECTRUM 1985-1988 - TOWN & COUNTRY 91-95 DODGE - CARAVAN 1991-1995 - GRAND CARAVAN 91-95 PLYMOUTH - GRAND VOYAGER 91-95 - VOYAGER 1991-1995 PONTIAC - SUNBURST 1986-1987	
KEP-361A	<u>AIRTEX:</u> E7094M <u>BOSCH:</u> 67642 <u>CARTER:</u> P74706M <u>CHRYSLER:</u> 4746250, K4809015 489742AA/AB/AC <u>GM:</u> 25313292	CHRYSLER - GRAND VOYAGER 2000- - TOWN & COUNTRY 1996-2000 DODGE - CARAVAN 1996-2000 - GRAND CARAVAN 1996-2000 PLYMOUTH - VOYAGER 1996-2000	
KEP-362A	<u>AIRTEX:</u> E7075M <u>BOSCH:</u> 67631 <u>CARTER:</u> P74676M <u>CHRYSLER:</u> 4741434, 4864035AB <u>DELPHI:</u> 25339757, FG0201 <u>GM:</u> 25165644	CHRYSLER DODGE PLYMOUTH - NEON 1995-1997 - NEON HIGHLINE 1995-1997 - NEON SPORT 1995-1997	






ELECTRIC FUEL PUMP ASSEMBLIES

>>GM

NUK No.	Interchangeable No.	CAR & MODEL	PICTURE
KEP-363A	AIRTEX: E3509M BOSCH: 67308 CARTER: P74836M DELPHI: FG0105 GM: 15759666, 19121630, 25315983	CHEVROLET - SUBURBAN 1500 5.3L 2000-2001 GM - YUKON DENALI XL 6.0L 2001 - YUKON XL 1500 5.3L 2000-2001	
KEP-364A	AIRTEX: E3953M, E3954M BOSCH: 67358, 67408 CARTER: P74761M, P74789M DELPHI: FG0071, FG0072 GM: 25178731, 25178732, 25344816	CHEVROLET - BLAZER 4.3L 1997-2002 GM - JIMMY 1997-2001 - JIMMY ENVOY 1998-2001 - JIMMY SLS 2002 OLDSMOBILE - BRAVADA 4.3L 1997-1998	
KEP-365A	AIRTEX: E3543M BOSCH: 67345 CARTER: P74939M DELPHI: FG0045 GM: 25166735	BUICK - REGAL 231 GS 3.8L 1997-	
KEP-366A	AIRTEX: E3947M BOSCH: 67381 CARTER: P74757M, P75055M DELPHI: FG0086, FG0087 GM: 19177226, 25314321, 25314323	CHEVROLET - C1500/K1500 PICKUP 97-99 - C2500/C3500 PICKUP 98-00 - K2500/K3500 PICKUP 98-00 GM - C1500/2500 PICKUP 98-99 - C1500/2500 SIERRA XC 97- - C3500 PICKUP 98-00 - K1500 PICKUP 99- - K1500 SIERRA XC 97-98 - K2500/3500 PICKUP 98-00	
KEP-397A	AIRTEX: E3500M BOSCH: 67305 CARTER: P74835M DELPHI: FG0053 GM: 25176865, 25345026 WALBRO: TU432	CHEVROLET - SILVERADO 1500 99-04 - SILVERADO 1500HD 01-03 - SILVERADO 2500 99-03 - SILVERADO 2500 HD 01-03 - SILVERADO 3500 01-03 GM - SIERRA 1500 1999-2004 - SIERRA 1500HD 2001-2003 - SIERRA 2500 1999-2003 - SIERRA 2500 HD 2001-2003 - SIERRA 3500 2001-2003	

ELECTRIC FUEL PUMP ASSEMBLIES

>>GM

NUK No.	Interchangeable No.	CAR & MODEL	PICTURE
KEP-398A	<u>AIRTEX:</u> E3501M <u>BOSCH:</u> 67429 <u>CARTER:</u> P75014M, P75017M <u>DELPHI:</u> FG0271 <u>GM:</u> 25314655, 25345028	CHEVROLET - SILVERADO 1500 99-03 - SILVERADO 1500SS 2003 - SILVERADO 2500 99-03 - SILVERADO 2500 HD 01-03 - SILVERADO 3500 01-03 GM - SIERRA 1500/2500 99-03 - SIERRA 2500 HD 2001-2003 - SIERRA 3500 2001-2003	
KEP-399A	<u>AIRTEX:</u> E7040M <u>CARTER:</u> P74629M <u>CHRYSLER:</u> 4495002, 4682087, 4742670 <u>DELPHI:</u> 25339752, FG0196 <u>GM:</u> 12356187	CHRYSLER - IMPERIAL 1991-1993 - NEW YORKER 1991-1993 - TC MASERATI 1991 DODGE - DAYTONA 1991-1993 - DYNASTY 1991-1993 - SHADOW 1991-1994 PLYMOUTH - ACCLAIM 1991-1995 - SUNDANCE 1991-1994	
KEP-3001A	<u>AIRTEX:</u> E3542M <u>BOSCH:</u> 67390 <u>CARTER:</u> P74928M <u>DELPHI:</u> FG0111 <u>GM:</u> 19177221, 25331861, 25344933	BUICK - CENTURY CUSTOM 00-03 - REGAL 2000 CHEVROLET - IMPALA LS 2000-2003 - MONTE CARLO LS 00-03 OLDSMOBILE - INTRIGUE 2001-2002 PONTIAC - GRAND PRIX 2001-2002 - GRAND PRIX GT 2003	
KEP-3003A	<u>AIRTEX:</u> E7089M <u>CHRYSLER:</u> 4778198 4798947 4897420AA 4897420AB	CHRYSLER & DODGE - STRATUS 2.0LE 1995-1997 - STRATUS 2.5LX 1995-1997 - STRATUS 2.4 16V 1996-1997 PLYMOUTH - BREEZE 2.0L 16V 1995-1997	
KEP-3038A	<u>AIRTEX:</u> E3506M <u>GM:</u> 88965573, 25347149 25344820, 25320538	CHEVROLET - ASTRO 05-00 V6	

ELECTRIC FUEL PUMP ASSEMBLIES

>>HONDA

NUK No.	Interchangeable No.	CAR & MODEL	PICTURE
<p>KEP-3153A</p>	<p>HONDA: 16010-SAA-000 17408-TF0-000 (w/o fuel pump)</p>	<p>HONDA - JAZZ - FIT</p>	
<p>KEP-3175A</p>	<p>HONDA: 17708-TOA-000 DENSO: 101962-2780</p>	<p>HONDA - CRV 2016~</p>	
<p>KEP-3176A</p>	<p>HONDA: 17708-SJF-003 DENSO: 101962-3230</p>	<p>HONDA - CRV 2007~</p>	
<p>KEP-3182A</p>	<p>HONDA: 17708-TF0-003</p>	<p>HONDA: - FIT 1.5 07-13 - JAZZ</p>	
<p>KEP-3183A</p>	<p>HONDA: 17708-SNA-003</p>	<p>HONDA: - K12 1.8 08-</p>	

ELECTRIC FUEL PUMP ASSEMBLIES

>>HYUNDAI / KIA

NUK No.	Interchangeable No.	CAR & MODEL	PICTURE
KEP-3057A	HYUNDAI 31110-2D500 31110-2D030 E8527M A3057A	HYUNDAI - ELANTRA	
KEP-391A	HYUNDAI: 9200-380000 KIA: OK30A-13-35ZB K30A-13-35ZB PIEBURG: 7.02552.26.0	KIA - RIO 1.3L 2000-2005	
KEP-3200A	HYUNDAI 31110-2S2000	HYUNDAI - TUCSON lx 35 2.0 01-	
KEP-3201A	HYUNDAI 31110-2E000	HYUNDAI - TUCSON 2.0 06- DIESEL	
KEP-3202A	HYUNDAI 31110-2B9000	HYUNDAI - SANTA FE 2.2/2.7L 08- 10	

ELECTRIC FUEL PUMP ASSEMBLIES

>>HYUNDAI / KIA

NUK No.	Interchangeable No.	CAR & MODEL	PICTURE
KEP-3203A	<u>HYUNDAI</u> 31110-2P900	HYUNDAI - SANTA FE 2.2/2.7L 11- 13	




ELECTRIC FUEL PUMP ASSEMBLIES

>>ISUZU

NUK No.	Interchangeable No.	CAR & MODEL	PICTURE
KEP-3008A	ISUZU: 8-97944092-0	ISUZU - D-MAX 2.5,3.0 2006	
KEP-3009A	ISUZU: 8-97943-184-0	ISUZU - D-MAX 3.0	
KEP-3010A	ISUZU: 8-97943-183-0	ISUZU - D-MAX 2.5	
KEP-3204A	ISUZU: 8-97945-713-0	ISUZU - D-MAX 07-10	

ELECTRIC FUEL PUMP ASSEMBLIES

>>LAND ROVER

NUK No.	Interchangeable No.	CAR & MODEL	PICTURE
KEP-328A	<u>LAND ROVER:</u> ESR3926	LAND ROVER - DISCOVER 1 MPI V8 - RANGE ROVER CLASSIC V8 EFI Mid 1994-on (VIN RA642683)	
KEP-329A	<u>LAND ROVER</u> PRC7020 PRC8318	LAND ROVER - DEFENDER 110-130 3.9L V8 - RANGE ROVER CLASSIC 3.5L V8 EFI 1986-1992	
KEP-330A	<u>LAND ROVER</u> PRC9409	LAND ROVER - DISCOVER V8 - RANGE ROVER CLASSIC 1991-Mid 1994 (VIN RA642682)	

ELECTRIC FUEL PUMP ASSEMBLIES

>>LADA

NUK No.	Interchangeable No.	CAR & MODEL	PICTURE
KEP-373A	<u>LADA:</u> 21083-1139009-02	LADA - SAMARA 2108 - SAMARA 2109 VAZ - 21083	
KEP-374A	<u>LADA:</u> 21102-1139009-02	LADA - 2110 ALPHALINA VAZ - 2110-2	
KEP-375A	<u>LADA:</u> 21002-1139007 2112-113P9009-10	LADA - 2112	
KEP-376A	<u>LADA:</u> 2214-1139009	LADA - 2114 NIVA	
KEP-377A	<u>LADA:</u> 2123-1139009-20	LADA - 2123	

ELECTRIC FUEL PUMP ASSEMBLIES

>>MAZDA

NUK No.	Interchangeable No.	CAR & MODEL	PICTURE
KEP-3158A	MAZDA: JJEP-A489	MAZDA - 3 (SINGLE TUBE 單管)	
KEP-3159A	MAZDA: JJEP-A489-1 Z6051335XH	MAZDA - 3 (DOUBLE TUBE 雙管)	
KEP-3184A	MAZDA: LF17-13-35ZA	MAZDA: - 6	
KEP-3188A	MAZDA: 8N61-9H307-LE	MAZDA: - 3 2.0 10-	
KEP-3196A	MAZDA: ZJ38-13-35XC	MAZDA: - 2 1.5 08-13	






ELECTRIC FUEL PUMP ASSEMBLIES

>>MERCEDES BENZ

NUK No.	Interchangeable No.	CAR & MODEL	PICTURE
KEP-3160A	<u>MERCEDES BENZ:</u> 0986580184 2034702294 2034702394	MERCEDES BENZ - C CLASS W203 01-	
KEP-3167A	<u>MERCEDES BENZ:</u> 1634700194 1634702894 1634703594 E8389M E8471M	MERCEDES BENZ - ML320 W163.M112 97-02	
		-	

ELECTRIC FUEL PUMP ASSEMBLIES

>> MITSUBISHI

NUK No.	Interchangeable No.	CAR & MODEL	PICTURE
KEP-307A	<u>mitsubishi:</u> CW736993	mitsubishi (CMC MOTOR) - VERYCA 1.1L (TRUCK) - VERYCA 1.2L (TRUCK)	
KEP-308A	<u>mitsubishi:</u> MR135016	mitsubishi (CMC MOTOR) - LANCER 1.6L 1997-2000 - VIRAGE 1.8L 1997-2000	
KEP-309A	<u>mitsubishi:</u> MR271800	mitsubishi (CMC MOTOR) - SPACE GEAR	
KEP-311A	<u>CMC:</u> CW720030 CW736994	mitsubishi (CMC MOTOR) - VERYCA 1.1L (VAN) - VERYCA 1.2L (VAN)	
KEP-321A	<u>mitsubishi:</u> MR271403	mitsubishi - DELICA - FREECA	

ELECTRIC FUEL PUMP ASSEMBLIES

>> MITSUBISHI

NUK No.	Interchangeable No.	CAR & MODEL	PICTURE
KEP-326A	<u>MITSUBISHI:</u> UC-T02SR <u>SUZUKI:</u> 15100-72F50	MITSUBISHI SUZUKI	
KEP-385A	<u>MITSUBISHI:</u> MB845357	MITSUBISHI - COLT 1992-2000 - LANCER 1.6L 1992-2000	
KEP-386A	<u>CMC:</u> CW732236	MITSUBISHI (CMC MOTOR) - VERYCA 1.2L 2002-	
KEP-387A	<u>CMC:</u> CW745331	MITSUBISHI (CMC MOTOR) - VERYCA 1.2L 2002-	
KEP-392A	<u>MITSUBISHI:</u> MR162917	MITSUBISHI - DELICA VAN 2.0L 1999- - DELICA VAN 2.4L 1999-	

ELECTRIC FUEL PUMP ASSEMBLIES

>> MITSUBISHI

NUK No.	Interchangeable No.	CAR & MODEL	PICTURE
KEP-393A	<u>MITSUBISHI:</u> MB825268	MITSUBISHI - DELICA PICKUP 2.0L 1999- - DELICA PICKUP 2.4L 1999-	
KEP-394A	<u>MITSUBISHI:</u> CW736561	MITSUBISHI - VERYCA 1.6L 01-	
KEP-3005A	<u>MITSUBISHI:</u> MR497413 CW745753	MITSUBISHI - LANCER 1.6/1.8	
KEP-3166A	<u>MITSUBISHI:</u> CW764028	MITSUBISHI - VERYCA 1.3 10-	
KEP-3171A	<u>MITSUBISHI:</u> 1760A249	MITSUBISHI - ZINGER 2.4 06-	

ELECTRIC FUEL PUMP ASSEMBLIES

>> MITSUBISHI

NUK No.	Interchangeable No.	CAR & MODEL	PICTURE
KEP-3177A	<u>mitsubishi:</u> 1770A130 1760A321	mitsubishi - FORTIS 2007-	
KEP-3181A	<u>mitsubishi:</u> CW755238	mitsubishi : - SAVRIN 01-	
KEP-3194A	<u>mitsubishi:</u> 1760A195	mitsubishi : - COLT PLUS 1.5 07-13	
KEP-3195A	<u>mitsubishi:</u> 1760A158	mitsubishi : - OUTLANDER 2.0 03-09	

ELECTRIC FUEL PUMP ASSEMBLIES

>>NISSAN

NUK No.	Interchangeable No.	CAR & MODEL	PICTURE
<p>KEP-3125A</p>	<p>NISSAN: 17041-4M405-21 17041-3Y502-22</p>	<p>NISSAN - A33 - SENTRA180</p>	
<p>KEP-3156A</p>	<p>NISSAN: 17040-ED80A 17040-ED08000</p>	<p>NISSAN - TIIDA 1.6/1.8</p>	
<p>KEP-3173A</p>	<p>NISSAN: 17040-9Y000</p>	<p>NISSAN - TEANA 05-</p>	
<p>KEP-3174A</p>	<p>NISSAN: 17040-1FE1A</p>	<p>NISSAN - LIVINA 07-12</p>	
<p>KEP-3190A</p>	<p>NISSAN: 17040-1HM0A</p>	<p>NISSAN - MARCH K13 12-</p>	

ELECTRIC FUEL PUMP ASSEMBLIES

>>PEUGEOT

NUK No.	Interchangeable No.	CAR & MODEL	PICTURE
KEP-324A	<p>AIRTEX: E10204M</p> <p>BOSCH: 0986580291</p> <p>DELPHI: BG2599</p> <p>MARELLI: 519731149900 SUA384</p> <p>PEUGEOT: 1525-AR, 1525-H8 9633294680</p> <p>SIDAT: 71009</p> <p>VDO: X10745003014V</p>	<p>CITROEN</p> <ul style="list-style-type: none"> - BERLINGO FURGON 1.4Li - BERLINGO FURGON 1.4Li - BERLINGO 1.4Li 01- - BERLINGO 1.6L 16V 00- - XSARA PICASSO 1.6L/1.8L - XSARA PICASSO 2.0L 16V <p>PEUGEOT</p> <ul style="list-style-type: none"> - PARTNER FURGON 1.4L - 206 (2A/C) 1.1Li 98-00 - 206 (2A/C) 1.4Li 98-00 - 206 (2A/C) 2.0L S16 99-00 - 206 CC (2D) 2.0L S16 00- - 206 CC (2D) 1.6L 16V - 607 (9D, 9U) 3.0L V6 24V00- - 607 (9D, 9U) 2.2L 16V 00- - 607 (9D, 9U) 2.0L 2000- 	
KEP-3168A	<p>PEUGEOT 1525.Y1</p>	<p>PEUGEOT</p> <ul style="list-style-type: none"> - 206 1.4 01- 	
KEP-3178A	<p>PEUGEOT/CITREON: 9637513860 228230004005Z JJEP-A137-1 E10324M 1525.H6</p>	<p>PEUGEOT</p> <ul style="list-style-type: none"> - 106 	
KEP-3198A	<p>PEUGEOT 1525.T9</p>	<p>PEUGEOT</p> <ul style="list-style-type: none"> - 307 2.0 01-08 	

ELECTRIC FUEL PUMP ASSEMBLIES

>>PROTON

NUK No.	Interchangeable No.	CAR & MODEL	PICTURE
KEP-310A	PROTON: 25322995 PW820203	PROTON (Malaysia) - WAJA RGFP2005	
KEP-382A	PROTON: AC053061198 PW823172	PROTON - GEN2 1.5L - GEN2 1.6L	
KEP-383A	DAIHATSU: 23210-97201 DENSO: 101961-5232 12V	DAIHATSU - SIRION 1.0L 1996-2002 PRODUA (Malaysia) - KENARI 1.0L AEROSPORT 2003-	
KEP-384A	DAIHATSU: 23210-B1010 DENSO: 101961-9421 12V	PRODUA (Malaysia) - MYVI 1.0L SR - MYVI 1.3L SX/SXI - MYVI 1.3L EZ/EZI	
KEP-3151A	PROTON: PW826330	PROTON - SAGA 1.3	

ELECTRIC FUEL PUMP ASSEMBLIES

>>SUZUKI

NUK No.	Interchangeable No.	CAR & MODEL	PICTURE
KEP-315A	BOSCH: 0580453610	SUZUKI	
KEP-3172A	SUZUKI: 15100-76A30	FORD - PRONTO PRZ 1.0 99- SUZUKI - CARRY	
KEP-3179H	SUZUKI: 15310-81A02 (W/O fuel pump)	SUZUKI: - JIMNY 1.3	
KEP-3179A	SUZUKI: 15100-81A02 101961-5342 (W/ fuel pump)	SUZUKI: - JIMNY 1.3	
KEP-3187A	SUZUKI: 15100-60K00	SUZUKI: - CARRY 1.6 08-	

ELECTRIC FUEL PUMP ASSEMBLIES

>>SUZUKI

NUK No.	Interchangeable No.	CAR & MODEL	PICTURE
<p>KEP-3189A</p>	<p>SUZUKI: 15100-63J20</p>	<p>SUZUKI - SWIFT 1.5 05-</p>	
<p>KEP-3191A</p>	<p>SUZUKI: 15100-80840</p>	<p>SUZUKI - SX 1.6 06-13</p>	
		-	

ELECTRIC FUEL PUMP ASSEMBLIES

>>TOYOTA

NUK No.	Interchangeable No.	CAR & MODEL	PICTURE
KEP-3161A	TOYOTA: 77020-0R030	TOYOTA - RAV4 08-	
KEP-3162A	TOYOTA: 77020-06220 77020-06221	TOYOTA - CAMRY 2.4L 08-09 - CAMRY 2.5L 10-11	
KEP-3163A	TOYOTA: 77020-12700	TOYOTA - ALTIS NDE140 04-	
KEP-3185A	TOYOTA: 77020-47070	TOYOTA - PRIUS 1.8 09~15	
KEP-3186A	TOYOTA: 77020-52330 77020-52232	TOYOTA - YARIS 1.5 06-13	






ELECTRIC FUEL PUMP ASSEMBLIES

>>TOYOTA

NUK No.	Interchangeable No.	CAR & MODEL	PICTURE
KEP-3192A	<u>TOYOTA:</u> 77020-06401	TOYOTA - CAMRY 2.0 12-	
KEP-3193A	<u>TOYOTA:</u> 23221-28290	TOYOTA - WISH 2.0 09-	

ELECTRIC FUEL PUMP ASSEMBLIES

>>VOLKSWAGEN

NUK No.	Interchangeable No.	CAR & MODEL	PICTURE
KEP-313A	BOSCH: 0580313004 VOLKSWAGEN: 330919051B	VOLKSWAGEN - SANTANA GLI 1.6L 1999-2005 - SANTANA GLI 1.8L 1999-2005 - YARIANT 1.6L 2001-2005	
KEP-332A	AIRTEX: E10288M SIDAT: 72057 VDO: 228225020001 228225020001Z 228225020004 228225020004C VOLKSWAGEN: 1H0919051AK 1H0919051L	VOLKSWAGEN - GOLF III 1.4L 1991-1997 - GOLF III 1.6L 1992-1997 - GOLF III 2.0L 1992-1997 - GOLF III 2.8L 1992-1997 - VENTO 1.4L A 1991-1998 - VENTO 1.6L 1992-1998 - VENTO 2.0L 1991-1998 - VENTO 2.8L 1992-1998	
KEP-348A	AIRTEX: E10289M SIDAT: 72063 VDO: 228225021004 228225021004C 228225021004Z VOLKSWAGEN: 1H0919051AJ 1H0919051K	VOLKSWAGEN - GOLF III 1.4L 1991-1997 - GOLF III 1.6L 1992-1997 - GOLF III 1.8L 1991-1997 - VENTO 1.4L 1991-1998 - VENTO 1.6L 1992-1998 - VENTO 1.8L 1991-1998	
KEP-349A	AIRTEX: E10348M AUDI & SKODA & VOLKSWAGEN: 1J0919051B 1J0919051C 1J0919051D 1J0919087C 1J0919087D 1J0919087H 1J0919087J	AUDI - A3 1.6L/1.8L/1.8LT 1996- SKODA - OCTAVIA 1.6L/1.8L/1.8LT 96- VOLKSWAGEN - NEW BEETLE 2.0L 1998- - NEW BEETLE 1.6L/1.8LT99- - BORA 1.4L 2000- - BORA 1.6L/1.8L/2.0L/2.3L - BORA 2.8L 1999-	
KEP-350A	AIRTEX: E10341M AUDI: 4B0919051E VDO: 228233002009 228233002009Z VOLKSWAGEN & SKODA: 3B0919051C	AUDI - A6 1.8L/1.8LT/2.0L 1997-2005 - A6 2.4L/2.7LT/2.8L 1997-2005 SKODA - SUPERB 1.8L/2.0L/2.8L 2002- VOLKSWAGEN - PASSAT 1.6L/2.0L/2.3L 2000-	

ELECTRIC FUEL PUMP ASSEMBLIES

>>VOLKSWAGEN

NUK No.	Interchangeable No.	CAR & MODEL	PICTURE
KEP-351A	<u>VDO:</u> 228225009001 <u>VOLKSWAGEN & SEAT:</u> 1H0919051C 1H0919051E 1H0919051Q 1H0919651H 1H0919651N 1L0919051D 6N0919051J	SEAT - CORDOBA - CORDOBA VARIO - IBIZA / INCA / TOLEDO VOLKSWAGEN - CADDY - GOLF III CABRIOLET / VARIANT - PASSAT 1Z ABS ABF - POLO - VENTO	
KEP-352A	<u>FORD:</u> 95VW-9H307-AC 95VW-9H307-AA <u>VOLKSWAGEN:</u> 1H0919651A 1H0919651E 1H0919651J 1H0919651K 1H0919651P 1H9919087B 1L0919051E 6N0919051K	FORD - GALAXY 2.0L/2.3L/2.8L 95- - IBIZA II 1.4L 16V 96-99 VOLKSWAGEN - GOLF III 1.4L/1.6L 91-97 - GOLF III 2.0L/2.8L 91-97 - PASSAT I 1.6L/2.0L 94-96 - POLO II 1.0L/1.4L/1.6L 96-99 - SHARAN 1.8L/2.0L 97-98 - SHARAN 2.8L/VR6 97-98 - VENTO 1.4L/1.6L 1991-1998 - VENTO 2.8L/VR6 1991-1998	

ELECTRIC FUEL PUMP ASSEMBLIES


>>VOLGA

NUK No.	Interchangeable No.	CAR & MODEL	PICTURE
KEP-378A	<u>VOLGA:</u> 9112960023	VOLGA - GAZ 3111 - GAZ 3302 - GAZEL	
KEP-379A	<u>VOLGA:</u> ZMZ 4062.10	VOLGA - GAZ 31105 - GAZ 406	
KEP-380A	<u>VOLGA:</u> 504-1139	VOLGA - GAZ 31105	
KEP-381A	<u>VOLGA:</u> 505-1139-01	VOLGA	




ELECTRIC INJECTION FUEL PUMP (E.F.I.)

NUK No.	Interchangeable No.	CAR & MODEL	PICTURE
KEP-13 (Pressure: 0.1Bar)	NISSAN: 17042-51201 17042-51L01 17042-V7300 A223283016	NISSAN - TSURU III GS-1.6L 1992	
KEP-14 (Pressure: 3.5Bar) KEP-14T (Pressure: 3.5Bar)	ACDECO : EP430, EP461, EP470, EP474 AIRTEX : E8213, E8254 BOSCH : 0580453449 CARTER : P72188, P72189B, P72244, P72245, P72246 DELPHI : 25337907, 25337916, 25337920, FE0173, FE0182, FE0186 GEO & G.M. : 25176174, 25177379, 25177383, 25177690, 94850321, 94854619, 94854622 HELLA: H75014031, H75017011, H75017051 SIDAT : 70030 TOYOTA & LEXUS : 23206-35250, 23211-74020, 23214-06010, 23220-03020, 23220-03030, 23220-03040, 23220-0D010, 23220-16015, 23220-74020, 23220-74021, 23220-74090, 23221-03010, 23221-03030, 23221-03040, 23221-0D010, 23221-11050, 23221-15030, 23221-15040, 23221-16390, 23221-16490, 23221-46010, 77203-20210, AF195130-0000 WALBRO : GCA311, TCA320, TCA324	GEO - PRIZM 1.6L LEXUS - ES250 2.5L TOYOTA - 4RUNNER 2.4/2.7/3.0/3.4L - CAMRY 2.2/3.0L - CARINA 1.6L - CELICA 1.8 7AFE, 2.2L 5SFE - COROLLA 1.6L 4AFE, 1.8L 7AFE - LAND CRUISER 4.0L - PASEO 1.5L - PREVIA 2.4L - RAV4 2.0L - TACOMA 2.4/2.7/3.0/3.4L	 KEP-14 small pin  KEP-14T small pin
KEP-14-1 (Pressure: 3.5Bar)	BOSCH : 0580453434	CITROEN GM TOYOTA VOLKSWAGEN - SANTANA 99	
KEP-15 (Pressure: 3.5Bar)	ACDELCO : EP431, EP457, EP458, EP459, EP460, EP468, EP471, EP473, EP475, EP488, EP547, EP552, EP553, EP554, EP558, PEP135 AIRTEX : E8229, E8271 BOSCH : 0580453407, 0580453453, 0580454001 CARTER : P72232, P72233, P72235, P72236, P72237, P72240, P72241, P72242, P72260, P72262, P74157, P74158 CHRYSLER & JEEP : 4762964, 4798941, 5003860AA, 5003860AB, 5003861AA, 5003861AB, 5003869AA,	ACURA - INTEGRA 1.8L (VTEC) - CL 2.2/2.3/3.0L - LEGEND 2.5/2.7L CHEVROLET - TRACKER 2.0/2.5L DODGE - COLT 1.5/1.8L - RAM50 4X2 & 4X4 2.4/3.0L JEEP - CHEROKEE 2.5/4.0L - WRANGLER 2.5/4.0L LINCOLN - CONTINENTAL 3.8L	 <i>(Carried Forward)</i>


ELECTRIC INJECTION FUEL PUMP (E.F.I.)

NUK No.	Interchangeable No.	CAR & MODEL	PICTURE
<p>KEP-15 (Pressure: 3.5Bar)</p>	<p>CHRYSLER & JEEP : 52018387, 52018390, 52018391</p> <p>DELPHI : 25337206, 25337219, 25337903, 25337904, 25337905, 25337906, 25337914, 25337917, 25337919, 25337921, 25337932, 25337979, 25337984, 25337986, 25337990, FE0169, FE0170, FE0171, FE0172, FE0180, FE0183, FE0185, FE0187, FE0198, FE0243, FE0248, FE0250, FE0254, FE0270, FE0283, FE0376</p> <p>FORD : F32U-9A407A, F32Z-9A407A, F42Z-9350A, F4DU-9H307AA, F4DU-9H307BA, F4DU-9H307BB, F4DU-9H307CA, F4DZ-9H307A, F4DZ-9H307B, F4DZ-9H307BB, F4DZ-9H307C, F4PU-9H307AA, F4PZ-9H307A, F52U-9A407AASR, F52Z-9350AA, F58Z-9A407C</p> <p>G.M. & GEO : 25177304, 25177377, 25177380, 25177382, 25177384, 25177682, 25177683, 25177684, 25177685, 25313270, 30012078, 30018726, 30018727, 30024592, 30024593, 30026422, 30026423, 89050368, 91171624</p> <p>HELLA: H75014001, H75014011, H75014021, H75014131, H75014141, H75014161, H75014201, H75014211, H75014391, H75014521, H75014541, H75017001, H75017021, H75017041, H75017071, H75017111, H75017121</p> <p>ISUZU & ACURA: 5-86202-235-0, 8-94369-644-0, 8-94384-528-0, 8-94384-528-1, 8-94479-418-1, 8-94479-418-2, 8-97041-876-1, 8-97118-512-0, 8-97118-858-0, 8-97163-248-0, 8-97163-248-1</p> <p>KIA : OK01A-13-350B, OK01D-13-35Z, OK24C-13-35ZA, OK29T-13-35Z</p> <p>HONDA & ACURA : 17040-S01-A30, 17040-S01-A40, 17040-S02-L00, 17040-S02-L01, 17040-S04-G30, 17040-S04-G40, 17040-S04-L00, 17040-S10-A00, 17040-S10-A10, 17040-S10-C20, 17040-S30-A50, 17040-S30-L00, 17040-S84-A01, 17040-SP0-A50, 17040-SR1-A30, 17040-SR1-A31, 17040-SR2-A30, 17040-SR2-A31, 17040-SR2-A32, 17040-SR2-A50, 17040-SR3-A30, 17040-SR3-A31, 17040-SS8-A00, 17040-SS8-A02, 17040-ST7-A31, 17040-ST7-A32, 17040-ST7-L00, 17040-ST7-L30, 17040-ST7-L31, 17040-SV1-A30, 17040-SV1-A31, 17040-SV1-L00, 17040-SV1-L01, 1770A-SR0-A001 770A-SR0-A000, 17040-SW5-A30 17040-SW5-A31, 17040-SZ3-A31, 17040-SZ3-A32, 17040-SW5-A32, 17040-SX0-A30, 17040-SX0-A32, 17040-SY8-A01.</p>	<p>MERCURY - SABLE 2.5/3.0/3.8L</p> <p>FORD - LASER 1.6L (TURBO) - PROBE 2.0L/2.5L (MPI) - TAURUS 2.5/3.0/3.8L - WINDSTAR 3.0/3.8L</p> <p>HONDA - ACCORD 2.2/2.4/2.7/3.0L - CIVIC 1.5/1.6L (VTEC) - CR-V 2.0L - INTEGRA 1.8L - ODYSSEY 2.2/2.3L - PASSPORT 2.6/3.2L - WAGOVAN 1.5L - FIT / JAZZ</p> <p>ISUZU - TROOPER 3.2L</p> <p>KIA - SEPHIA 1.6/1.8L - SPORTAGE 2.0L</p> <p>MAZDA - 323 1.6L (TURBO) - 626 2.0/2.5L - DEMIO 1.3L - MX3 1.6/1.8L - MX5 1.6/1.8L - MX6 2.0/2.5L - MILLENIA 2.5L - MIATA 16/1.8L - MPV 3.0L</p>	 <p style="color: red;">big pin</p> <p style="color: red; margin-top: 100px;">(Carried Forward)</p>

ELECTRIC INJECTION FUEL PUMP (E.F.I.)

NUK No.	Interchangeable No.	CAR & MODEL	PICTURE
<p>KEP-15 (Pressure: 3.5Bar)</p>	<p>MAZDA : B3C7-13-350, B3E7-13-350, B3E7-13-350A, B3E7-13-35ZB, B61P-13-350B, B61P-13-ZE0, B6BF-13-35Z, B6BG-13-35Z, B6DA-13-350, BPE8-13-350, BPE8-13-35Z, JE45-13-35ZB, JE47-13-35ZA, JE48-13-35ZC, KL11-13-350G, KL12-13-350G, KL12-13-350H, KL22-13-350, KL47-13-350, KL47-13-35ZB, KLK1-13-35Z</p> <p>MITSUBISHI : AW332718, AW334174, AW337327, MB376042, MB527115, MB598093, MB598094, MB678038, MB678806, MB698623, MB698857, MB831262, MB831263, MB831264, MB831333, MB831560, MB831561, MB831562, MB831691, MB893666, MB912304, MB923662, MB923663, MB927016, MB959729, MB959730, MB959847, MR124765, MR124881, MR124999, MR134804, MR134806, MR134868, MR208665, MR241080</p> <p>NISSAN : 17040-2Y900, 17040-3S505, 17040-8B000, 17040-8B005, 17042-0W000, 17042-1W210, 17042-2B500, 17042-31U00, 17042-31U05, 17042-4B000</p> <p>SUBARU : 42021-AA330, 42021-AC001, 42021-AC012, 42021-FA090, 42021-FA150, 42021-FA200, 42021-FA250, 42021-FC021, 7420-21360, 7420-21390</p> <p>SUZUKI: 15100-50G00, 15100-50G10, 15100-58B00, 15100-58B01, 15100-58B10, 15100-60G00, 15100-60G20, 15100-61AA0, 15100-61AA1, 15100-77E00, 15110-50GT0</p> <p>WALBRO : GCA308, GCA309, GCA310, GCA3308, GCA3312, GCA3321, GCA333, GCA3333, GCA705, GCA707, TCA318, TCA321, TCA323, TCA3309, TCA375</p> <p>DAIHATSU : 195130-2181</p>	<p>MITSUBISHI</p> <ul style="list-style-type: none"> - 3000 GT 3.0L - ECLIPSE 1.8/2.0/2.4L - EXPO 1.8/2.4L 2WD & 4WD - GLANT VR-4 2.0L (TURBO) - MONTERO 2.4/3.0/3.5L - PAJERO 2.4/3.0/3.5L - PICKUP/MIGHTY MAX 2.4/3.0L <p>NISSAN</p> <ul style="list-style-type: none"> - D21 PICKUP 2.4/3.0L 2WD & 4WD - MAXIMA 3.0L - PATHFINDER 3.3L - PRIMERA 1.6/2.0L <p>SUBARU</p> <ul style="list-style-type: none"> - FORESTER 2.5L DOHC - IMPRZA 2.2L - JUSTY 1.2L - LEGACY 2.2L SOHC 2WD&4WD <p>SUZUKI</p> <ul style="list-style-type: none"> - BALENO ESTEEM 1.6L - SWIFT 1.3L - VITARA SIDEKICK 1.6/1.8/2.5L - X-90 1.6L <p>DAIHATSU</p> <ul style="list-style-type: none"> - XENIA <p>TOYOTA</p> <ul style="list-style-type: none"> - AVANZA 	 <p style="color: red; font-weight: bold;">big pin</p>
<p>KEP-16 (Pressure: 3.5Bar)</p>	<p>AIRTEX: E8229</p> <p>HYUNDAI: 31110-28100, 31110-28300, 31110-33610, 31111-22050, 31111-25000, 31111-2D000, 31111-28150, 31111-28300, 31111-37150, 31111-37200, 31111-37250, 31111-37300, 31111-38000</p>	<p>HYUNDAI</p> <ul style="list-style-type: none"> - ACCENT 1.5L - COUPE TIBURON 1.6/1.8/2.0L - ELANTRA 1.6/1.8/2.0L - LANTRA 1.6/1.8/2.0L - SONATA 2.0/2.5/3.0L - TIBURON 1.8/2.0L 	
<p>KEP-19 (Pressure: 3.5Bar)</p>	<p>ACDELCO : EP240, EP241, EP242, EP261, EP377, EP381,</p> <p>AIRTEX : E3240</p> <p>BMW : 16141180109, 16141180233, 16141181075</p> <p>CARTER : P60460, P60469</p>	<p>BMW</p> <ul style="list-style-type: none"> - 316i / 318i 1.8L <p>CHEVROLET</p> <ul style="list-style-type: none"> - BLAZER 4.3L - LUMINA APV 3.1L/3.8L <p>CITROEN</p> <ul style="list-style-type: none"> - ZX 1.6Li/1.9Li/2.0Li 16V - ZX BREAK 1.6Li/1.8Li 	

ELECTRIC INJECTION FUEL PUMP (E.F.I.)

NUK No.	Interchangeable No.	CAR & MODEL	PICTURE
KEP-19 (Pressure: 3.5Bar)	CHEVORLET : 25116525, 25116526 FIAT & LANCIA: 46402826, 46405785 FORD : 6772058, 6978840, 89FB-9H307CA, 89FB-9H307CB, 92FB-9H307BH, V90FB-9H307AD, V90FB-9H307AE G.M. : 25116162, 25116163, 25116164, 25116458, 25116525, 25116526, 25163472, 25163473 WALBRO : 5CA400, 5CA407, 5CA409	FORD - FIESTA III 1.4/1.6L (Turbo) FIAT - TEMPRA 1.8/2.0L I.E. LANCIA - DEDRA 2.0L HF/I.E./Turbo LAND ROVER - DISCOVERY 2.0/3.5/3.9L - RANGE ROVER 3.5/3.9/4.2L OLDSMOBILE - CUTLASS CIIERA 2.8/3.8L PEUGEOT - 306 1.4L ST/1.6L SR/1.8L ST/2.0L S16 - 306 FASTBACK 1.4/1.6/1.8/2.0L S16 PONTIAC - BONNEVILLE 3.8 V6 - TRANS SPORT 3.8L	
KEP-19-1 (Pressure: 0.8Bar)	ACDELCO : EP240R	GM FORD	
KEP-52 (Pressure: 0.1Bar)	HONDA: AM16-13-305B MITSUBISHI: UC-T02T NISSAN: 02S1-3621	HONDA MITSUBISHI NISSAN	
KEP-52-1	MITSUBISHI: UC-T02H8	MITSUBISHI	
KEP-52-2	MITSUBISHI: UC-T02G	MITSUBISHI	 <p style="text-align: right; color: blue; font-size: small;">Wire in 200mm</p>
KEP-52-3	MITSUBISHI: UC-T02S1 NISSAN: 02S1-3832 SUZUKI: 15110-63B00, 15110-63B01, 15110-63B10, 1700-8M4-A32	MITSUBISHI - LANCER SUZUKI - SWIFT II	



ELECTRIC INJECTION FUEL PUMP (E.F.I.)

NUK No.	Interchangeable No.	CAR & MODEL	PICTURE
KEP-52-4	<u>MITSUBISHI:</u> UC-T02T1	MITSUBISHI - (w/ filter)	
KEP-59 (Pressure: 3.0Bar)	<u>ACDELCO:</u> EP462 <u>AIRTEX:</u> E8240 <u>CARTER:</u> P72247 <u>DELPHI:</u> 25337908, FE0174 <u>GM:</u> 25177371 <u>TOYOTA & LEXUS:</u> 23221-46060, 23221-46070, 23221-46120, 23221-50060, 23221-62010, 23221-74110 <u>WALBRO:</u> GCA312	LEXUS - GS300 3.0L 1992-2005 - GS400 4.0L - LX450 4.5L 1992-2005 - LX470 4.7L 1992-2005 - SC300 3.0L 1992-2005 - SC400 4.0L 1992-2005 TOYOTA - LAND CRUISER 4.5L 1993-1997 - PREVIA 2.4L 1994-1997 - SUPRA 3.0L	
KEP-60 (Pressure: 3.5Bar)	<u>AIRTEX:</u> E2111 <u>GM & MITSUBISHI:</u> 25177381, 25315080, UC-T30Z	CHEVROLET - TRACKER 1.6L 1989-1995 FORD - ASPIRE 1.3L 1994-1997 MAZDA - MIATA 1.8L 1999-2002 MITSUBISHI - DELICA, FREECA SUZUKI - SAMURAI, SIDEKICK 1.3L/1.6L	
KEP-61 (Pressure: 3.5Bar)	<u>BOSCH:</u> 0580433434, 0580453416, 0580453428, 0580453452, 0580453455, 0580453456, 0580453461, 0580453471, 0580453477, 0580453482, 0580453483, 0580453610, 0580454035 <u>SIDAT:</u> 70428, 70456, 73021	GM - BLAZER 2.2L/2.4L MPFI - CELTA 1.0L/1.4L MPFI 8V/16V - S10 2.2L/2.4L MPFI - SW PICK-UP 1.6L; S10 4.3L V6 LADA VOLKSWAGEN - GOLF 1.0L/1.6L/1.8L MI - PARATI 1.6L/1.8L/2.0L MI - SAVEIRO 1.6L/1.8L MI	
KEP-86 (Pressure: 4.0Bar)	<u>VDO:</u> E22041077Z <u>VOLKSWAGEN & AUDI:</u> 1GD919051B, 3B0919051B, 3B0919051C, 4B0919051E, 4B0919051G, 8E0906087C, 8E0906087F, 8B0919051A	AUDI - A6 1.8L SKODA - SUPERB 1.8L/2.0L/2.8L VOLKSWAGEN - PASSAT 1.6L	
KEP-93 (Pressure: 3.5Bar)	<u>HONDA:</u> 17708-SM4-930 17708-SM4-931 17708-SM4-932	HONDA - ACCORD 2.2iL 16V	

ELECTRIC INJECTION FUEL PUMP (E.F.I.)

NUK No.	Interchangeable No.	CAR & MODEL	PICTURE
KEP-101 (Pressure: 0.2Bar)	ACDELCO: 25117241, 25117242, EP301, EP302 AIRTEX: E2008, E3044, E8371, E8381 CARTER: P72190 DELPHI: FE0069 HONDA: 17708-SE0-013, 17708-SE0-020, 17708-SE0-023, 17708-SE0-033, 17708-SE0-053, 17708-SE0-063, 17708-SE0-073, 17708-SF1-A03, 17708-SF1-A04, 17708-SF1-A06, 17708-SF1-S06 CITROEN & PEUGEOT: 1450-81 SAAB: 7526163, 9349671, 93151383 VOLVO: 1276330, 1276330-6, 1317671-4, 1389721, 1389721-0, 271119-0, 3501928, 3501928-0, 3507436, 3507436-8	ALFA ROMEO - SPIDER 2.0L 1991-1994 CITROEN - BX 11/14/14E/15/16/19/19E FORD TRUCK - E 150/250/350 ECONOLINE - F150/250/350 PICKUP HONDA - ACCORD DX /LX 2.0L 1986-1990 - PRELUDE 2.0L S/SI/SR1 1986-1990 PEUGEOT - 205II 1.1L/1.4L/1.6L - 305 II 1.6L - 309 I/II 1.1L/1.3L/1.4L/1.6L/1.9L SAAB - 900 B201 9000 1983-1989 VOLVO - 240 2.0L/2.3L (Turbo) 1988-1991 - 740 2.0L/2.3L (Turbo) - 760 2.0L/2.3L (Turbo) /2.8L - 940 GL/GLE/SE	
KEP-105 (Pressure: 5.0Bar)	AIRTEX: E10007, E10008 AUDI: 893906091A, 893906091B BOSCH: 0580254910, 0580254927, 0580254928, 0580254942, 0580254943, 0580254952, 0580254953, 0580254956, 0580254973, 0580254975, 69435, 69609 CARTER: P72016, P72026B FORD: 1613157, 6106539, 6150295, 78GB9350AA, 82GB9350AA, 83BB9350AA, 84BB9350AA MERCEDES BENZ: 0020918901, 0020919701, 1160900050, 1160910201, 1160910301 PIERBURG: 721659520, 721659720 SIDAT: 70910 WALBRO: GCL605	AUDI - 80 1.6L/1.8L/2.0L - 90 2.0L/2.2L/2.3L - COUPE 1.8L/2.0L/2.3L FORD - CAPRI III 2.8L - ESCORT 1.6L (Turbo) - ORION 1.6L - SIEER XR4i 2.8L MERCEDES BENZ - 190 W201 1.8L/2.0L/2.3L - 200 W123 2.3L/2.8L - 200 W124 2.0L/2.2L/2.3L/2.6L/2.8L/3.0L - GE W460 2.3L/2.8L - SL/SLC W107 2.8L/3.0L/3.5L/3.8L/4.5L/5.0L - SE/SEL/SEC W126 2.8L/3.0L/3.8L5.0L	
KEP-106 (Pressure: 4.0Bar)	AIRTEX: E10002, E10003 BOSCH: 0580254911, 0580254945, 0580254946, 0580254950, 0580254951, 0580464030, 0580464034, 0580464040 CARTER: P72017 DELPHI: 25337760, FE0030 FORD: 6127983, 6127985, 6158319, 6165570, 6165571 85BB9350AA, 85GB9350BA, 86BB9350AA, 86GB9350BA MERCEDES BENZ: 0020915901, 0020918801 PIERBURG: 721565510 SIDAT: 70911 WALBRO: GCL602	FORD - SCORPIO 2.0L/2.4L/2.9L - SIERRA 2.0L MERCEDES BENZ - 190 W201 2.0L/2.3L/2.5L/2.6L - 200 W124 2.0L/2.2L/2.3L/2.6L/2.8L/3.0L - C W202 2.8L/3.6L - G/GE W461 2.3L - G/GE W463 2.0L/2.3L/3.0L/5.0L - SL/SLC W107 4.2L/5.0L - SE/SEL/SEC W126 4.2L/5.0L/5.6L - SL W129 2.8L/3.0L/3.2L/5.0L/6.0L - S/SE/SEL/SEC/CL W140 2.8L/3.2L/4.2L/5.0L/6.0L	



ELECTRIC INJECTION FUEL PUMP (E.F.I.)

NUK No.	Interchangeable No.	CAR & MODEL	PICTURE
<p>KEP-108 (Pressure: 3.5Bar)</p>	<p>ACDELCO: EP266 EP375 EP376 EP378 G.M.: 25116527, 25116881, 25163463, 25163464, 25163468</p>	<p>BUICK</p> <ul style="list-style-type: none"> - CENTURY 2.8L/3.8L M.P.I. - ELECTRA 3.8L - LESABRE 3.0L/3.8L - PARK AVENUE 3.8L - REGAL / REATTA / RIVIERA 3.8L - ROADMASTER 5.7L - SKYHAWK 1.8L/2.0L M.P.I. Turbo - SKYLARK 2.8L/3.0L - SOMERSET 3.0L M.P.I. <p>CADILLAC</p> <ul style="list-style-type: none"> - ALLANTE 4.1L/4.5L - BROUGHAM 5.7L - CIMARRON 2.8L - COMM. CHASSIS 4.1L/4.9L/5.7L - FLEETWOOD 5.7 <p>CHEVROLET</p> <ul style="list-style-type: none"> - ASTRO 4.3L - BERETTA 2.8L - CAMARO 2.8L/5.0L/5.7L - CAPRICE CLASSIC/LS 4.3L/5.7L - CAVALIER 2.8L M.P.I. - CELEBRITY/CITATION/CORSICA 2.8L - CORVETTE/IMPALA 5.7L - MONTE CARLO Z34 - S10 BLAZER 2.2L/4.3L PICKUP - TRAILBLAZER 4.3L <p>GMC</p> <ul style="list-style-type: none"> - S15 JIMMY 4.3L - S15 SONOMA 2.2L - S15 SYCLONE 4.3L - SAFARI 4.3L <p>OLDSMOBIL</p> <ul style="list-style-type: none"> - 98 REGENCY 3.8L M.P.I. - BRAVADA 4.3L E.F.I. - CUTLASS CIIERA 2.8L/3.8L - CALAIS 3.0L - DELTA 88 3.0L/3.8L - FIRENZA 2.8L - TOROMADO 3.8L <p>PONTIAC</p> <ul style="list-style-type: none"> - BONNEVILLE 4.3L - FIREBIRD 3.8L/5.0L/5.7L - FIERO 2.8L M.P.I. - GRAND AM/PRIX 2.0L/3.0L/4.3L - J2000 1.8L M.P.I. w/Turbo - PONTIAC 6000 2.8L - SUNBIRD 1.8L/2.0L - TRANS SPORT 2.3L 	
<p>KEP-110 (Pressure: 3.0Bar)</p>	<p>ACDELCO: EP212 AIRTEX: E3210, E3313, E8279 CARTER: P74009 G.M.: 25028581, 25028921, 25115981 VOLVO: 3531165-3</p>	<p>BUICK</p> <ul style="list-style-type: none"> - BARETTA 2.2L/2.3L/3.1L V8 <p>PONTIAC</p> <ul style="list-style-type: none"> - GRAND AM 2.3L <p>VOLVO</p> <ul style="list-style-type: none"> - 740 2.3L 	

ELECTRIC INJECTION FUEL PUMP (E.F.I.)

NUK No.	Interchangeable No.	CAR & MODEL	PICTURE
<p>KEP-112 (Pressure: 3.5Bar)</p>	<p>AIRTEX: E8119, E8235 CARTER: P72193, P72214 ISUZU: 8-94471-314-0, 8-94471-315-0, 8-94471-617-1, 8-94473-950-1, 8-97016-142-1, 8-97019-185-0, 8-97019-185-1, 8-97019-186-0, 8-97019-186-1, 8-97019-187-0, 8-97019-188-1, 8-97065-370-2, 8-97069-336-1 NISSAN: 17042-10500, 17042-30R00, 17042-30R10, 17042-40F00, 17042-40R00, 17042-5F600, 17042-62E00, 17042-62J00, 17042-70F00 SUBARU: 42021-AA020, 42021-AA080, 42021-AA300, 42021-AC024, 42021-AC070, 42021-AC071, 42021-AC072, 42021-AC120, 42021-AC121, 42021-AC160, 42021-FA000, 42021-FA001, 42021-FA040, 42021-FA080, 42021-PA000 TOYOTA & LEXUS: 23220-16070, 23220-16080, 23220-16083, 23220-16084, 23220-16190, 23220-16270, 23220-19015, 23220-20020, 23220-42070, 23220-70170, 23220-70180, 23220-79015, 23221-42130, 23221-50010, 23221-50020, 23221-50040, 23221-74010</p>	<p>INFINITI - G20 2.0L - J30 3.0L ISUZU - TROOPER 2.6L/3.2L LEXUS - LS4000 IUZFE, ES 2.5L NISSAN - 200 SX 1.8L (Turbo) - TERRANO II 2.4L - MAXIMA QX 3.0L OPEL - MONTEREY A 3.2L SUBARU - IMPREZA 1.8L 4WD - LEGACY II 2.2L/2.5L - SVX 3.3L TOYOTA - 4RUNNER 2.4L/3.0L - CAMRY 2.0L/2.5L - CELICA COUPE 1.6/2.0L (Turbo) - COROLLA 1.6L 4AFE, 4AGE - LAND CRUISER 4.0L - MR 2 1.6L - PROBE I 2.2L GT - SUPRA (MA70) 3.0L (Turbo)</p>	
<p>KEP-116 (Pressure: 3.5Bar)</p>	<p>AIRTEX: E8272 DELPHI: 25337218, FE0168 HELLA: H75014371 NISSAN: 17042-73Y00, 17042-Q5601 WALBRO: GCA3364</p>	<p>NISSAN - 100 NX 1.6L/2.0L - SENTRA 1.6L/2.0L 1991-1994 - PRIMERA 1.6L P10 - TERRANO 2.4L</p>	
<p>KEP-116-1 (Pressure: 3.5Bar)</p>	<p>SUZUKI: 15100-57B01, 15100-57B10, 15100-57B20, 15100-61A01, 15100-61A02, 15100-80C02 WALBRO: GCA355</p>	<p>SUZUKI - ESCUDO 1.6L 1989-2005 - VITARA 1.6L</p>	
<p>KEP-121 (Pressure: 3.0Bar)</p>	<p>NUK No.: KEP-15 + KFT-02 + WIRE</p>		

ELECTRIC INJECTION FUEL PUMP (E.F.I.)

NUK No.	Interchangeable No.	CAR & MODEL	PICTURE
<p>KEP-128 (Pressure: 3.5Bar)</p>	<p>ACDELCO: EP443</p> <p>AIRTEX: E2157, E2226</p> <p>CARTER: P74170, P74204, P74205, P74206</p> <p>DELPHI: 25346123, 25346124, 25346125, 25346132, FE0160, FE0298, FE0299, FE0300, FE0307</p> <p>FORD & MERCURY: 2C24-9H307AA, 2C24-9H307BA, 2C24-9H307CA, 2C24-9H307EA, 2C2Z-9H307AB, 2C2Z-9H307CB, 3C24-9H307AB, 3C24-9H307BB, 3C24-9H307BC, 3C24-9H307CA, 3C24-9H307DA, 3C2Z-9H307AA, 3C2Z-9H307AB, 3C2Z-9H307BA, 3C2Z-9H307BD, 3C2Z-9H307CB, 3C2Z-9H307DB, 95BB-9H307AD, 96BP-9H307AA, 97BP-9H307AA, 97BP-9H307AB, 97BP-9H307BA, 97BP-9H307BC, 97BP-9H307GA, 97BP-9H307HA, 98BP-9H307AB, 98BP-9H307BB, F5RZ-9350A, F6RZ-9350AA, F6RZ-9H307AB, F7RZ-9350AA, F7RZ-9350BA, F7RZ-9H307GA, F7RZ-9H307HA, F8RZ-9350AA, F8RZ-9H307AB, F8RZ-9H307AE, F8RZ-9H307BB, F8RZ-9H307BC, XC2U-9H307AA XC2U-9H307BA XC2U-9H307CA, XC2Z-9H307AA XC2Z-9H307BA, XC2Z-9H307BB, XC2Z-9H307CA XL3U-9H307AA, XL3U-9H307AB, XL3U-9H307BA, XL3U-9H307BB, XL3U-9H307CA, XL3U-9H307CB, XL3U-9H307DA, XL3U-9H307DB, XL3U-9H307EB, XL3U-9H307FB, XL3Z-9H307AA, XL3Z-9H307AB, XL3Z-9H307BA, XL3Z-9H307BB, XL3Z-9H307CA, XL3Z-9H307CB, XL3Z-9H307DA, XL3Z-9H307DB, XL3Z-9H307EA, XL3Z-9H307EB, XL3Z-9H307FA, XL3Z-9H307FB, YC2U-9H307BA, YC2U-9H307CA YC2Z-9H307AA, YC2Z-9H307BA YC2Z-9H307CA, YC2Z-9H307EB</p> <p>GM: 5177352</p> <p>HELLA: H75014411, H75015071, H75015081, H75015091, H75017141</p> <p>KEM: EFP708, EFP740, EFP741, EFP742</p> <p>MAZDA: KLG4-13-350A</p> <p>WALBRO: GCA3379, GCA740, GCA741, GCA742, GCA767, TCA708</p>	<p>FORD</p> <ul style="list-style-type: none"> - CONTOUR 2.0L/2.5L - CROWN VICTORIA - E150 ECONOLINE 4.2L/4.6L/5.4L - E250 ECONOLINE 4.2L/4.6L/5.4L - E350 ECONOLINE 4.6L/5.4L/6.8L - E450 ECONOLINE 5.4L/6.8L - E550 ECONOLINE 5.4L - E SUPER DUTY - EXPENDITION - EXPLORER - F150 PICKUP 4.2L/5.4L 4X2 & 4X4 - F250 PICKUP 4.6L/5.4L 4X2 & 4X4 - RANGER <p>LINCOLN</p> <ul style="list-style-type: none"> - NAVIGATOR - TOWN CAR - TOWN CAR CARTIER - TOWN CAR EXECUTIVE - TOWN CAR SIGNATURE - TOWN CAR TOURING EDITION <p>MAZDA</p> <ul style="list-style-type: none"> - 626 2.0L/2.5L - B2500 / B4000 <p>MERCURY</p> <ul style="list-style-type: none"> - COUGAR 2.0L/2.5L - GRAND MARQUIS - MOUNTAINEER - MYSTIQUE 2.0L/2.5L GS/LS 	
<p>KEP-137 (Pressure: 3.0Bar)</p>	<p>DELPHI: BCD00101</p> <p>GM: 6443402</p>	<p>CHEVROLET</p> <ul style="list-style-type: none"> - MONZA/KADETT - IPANEMA 1.8L/2.0L SL/E 8V - S-10 BLAZER EFI 2.2L 	



ELECTRIC INJECTION FUEL PUMP (E.F.I.)

NUK No.	Interchangeable No.	CAR & MODEL	PICTURE
<p>KEP-138 (Pressure: 4.0Bar)</p>	<p>BMW BIKE: 1460452, 1461576, 16121460452, 16121461576 BOSCH: 0580453002, 0580463999, 0580464982</p>	<p>BMW BIKE (K75S, K100RS, K100LT, K100, K1, K100RT, K75C, K75RT, K75, K1100LT, K100RS)</p> <p>FIAT - FIORINO 70 /75 i.e. 1.4L/1.6L - FIORINO PICK-UP</p> <p>PEUGEOT - 205</p>	
<p>KEP-139 (Pressure: 3.5Bar)</p>	<p>BMW BIKE: 1341231, 16141341231 VDO: 2460225855</p>	<p>BMW BIKE (K75, K1, K1200LT, R850R, R1200C, K13, K1200RS)</p>	
<p>KEP-140 (Pressure: 3.0Bar)</p>	<p>AIRTEX: E2258 WALBRO: ERF352</p>	<p>DAEWOO FORD - RANGER PICKUP 3.0L 1999-2004 - RANGER EDGE 2001-2004</p> <p>GM MAZDA - B3000 1999-2000</p>	
<p>KEP-141 (Pressure: 3.0Bar)</p>	<p>BOSCH: 0580453489</p>	<p>OPEL - ASTRA G/ZAFIRA 2.0L/2.2L 16V - OMEGA B 2.6L/3.2L V6</p> <p>HOLDEN</p>	
<p>KEP-201 (Pressure: 3.0Bar)</p>	<p>ACDELCO: EP477, EP479, EP550 AIRTEX: E2068 CARTER: P72205, P74139, P74208, P74172 DELPHI: 25337923, 25337925, 25346127, 25346121, FE0189, FE0191, FE0302, FE0296, FE0308 FORD: F4BZ-9A407A, F4BZ-9A407B, F5AZ-9350A, F6AZ-9350A, XL1U-9H307DA, XL1U-9H307DB, XL1U-9H307FA, XL1U-9H307FB, XL1Z-9H307DA, XL1Z-9H307DB, XL1Z-9H307FA, XL1Z-9H307FB, XL1Z-9H307FC, 1W1U-9H307BD, 1W1U-9H307BF, 1W1Z-9H307AB, 1W1Z-9H307BC, 1W1Z-9H307BD, F7AU-9A407AB, F7AU-9H307AB, F7AZ-9350AA, F7AZ-9350AB, F7AZ-9H307AB, F8AU-9H307AC, F8AZ-9H307AC, XW1U-9H307AC, XW1U-9H307AE, XW1Z-9H307AB, XW1Z-9H307AF GM: 25177386, 25177309 HELLA: H75014491, H75014501, H75015111, H75015041 KEM: EFP703, EFP745, EFP721 WALBRO: GCA702, GCA703, GCA721,</p>	<p>FORD - CONTOUR, MYSTIQUE 1995-1998 - CROWN VICTORIA 4.6L 1993-1996 - E SERIRS VENS 1997-2002 - EXPLORER 4.0L/5.0L 1995-2002 - F150/350 PICKUP 1997-1998 - PROBE 2.0L/2.5L 1993-1997 - RANGER PICKUP 1998 - TAURUS 2.5L/3.0L/3.8L 1986-1995 - TEMPO 2.3L/3.0L 1988-1994 - WINDSTAR 3.0L/3.8L 1995-1997</p> <p>LINCOLN - CONTINENTAL 3.8L 1988-1994 - TOWN CAR 4.6L 1993-1996</p> <p>MAZDA - B2500, B3000, B4000 1998-2000 - 626, MX-6 2.0L/2.5L 1994-1997</p> <p>MERCURY - GRAND MARQUIS 4.6L - VILLAGER 3.0L 1998</p> <p>NISSAN - QUEST 3.3L 1999-2002</p>	

ELECTRIC INJECTION FUEL PUMP (E.F.I.)

NUK No.	Interchangeable No.	CAR & MODEL	PICTURE
KEP-202 (Pressure: 3.0Bar)	DELPHI: FE0245, FE0377 FORD: F57Z-9H307J HELLA: H75015181_ WALBRO: GCA763	FORD - EXPLORER 4.0L 1995-2000 - TAURUS LX 1997 MERCURY - MOUNTAINEER 1997-1998 - SABLE 1997	
KEP-203 (Pressure: 3.0Bar)	MITSUBISHI: CW736993	MITSUBISHI - VARICA 1.1L/1.2L	
KEP-401 (Pressure: 3.0Bar)	ACDELCO: EP481 AIRTEX: E8430, E8432 CARTER: P72249 DELPHI: 25337209, FE0273 GM: 25177311 HELLA: H75014481 NISSAN & INFINITI: 17042-1W700 WALBRO: GCA383	INFINITI - G20 2.0L - QX4 3.3L/3.5L 1999-2000 NISSAN - ALTIMA GLE/GXE/SE/XE 2.4L - MICRA 1.0L/1.3L - PATHFINDER 3.5L 1999-2004 - PRIMERA 2.0L P10	
KEP-402 (Pressure: 3.0Bar)	NISSAN: 17042-0M021, 17042-0M023	NISSAN - SENTRA 341	
KEP-403 (Pressure: 3.5Bar)	AIRTEX: E3222, E8023, E8255 BUICK: 25116144, 25117380, 30006468, 94464557 FORD: E8GY-9350A, E92Z-9350A, E92Z-9350B, E9BZ-9350A, FOBZ-9350A, F1JY-9350A HONDA & ACURA: 17040-SD4-000, 17040-SM4-A30, 17040-SP0-A30, 17040-SS0-A30, 17040-SS0-V30, 17708-SD4-013, 17708-SD4-023, 17708-SD4-033, 17708-SE0-931, 17708-SE0-933, 17708-SE0-934, 17708-SE0-935, 17708-SE0-936, 17708-SE0-S30, 17708-SF1-931, 17708-SF1-S30, 17708-SG0-932, 17708-SG0-934, 17708-SG0-A30, 17708-SG0-A31, 17708-SH2-A31, 17708-SH2-S00, 17708-SH3-A31, 17708-SH3-A34, 17708-SH3-A36, 17708-SH3-A41, 17708-SH3-A42, 17708-SH3-S02, 17708-SH5-A30, 17708-SH5-A31, 17708-SH5-S00, 17708-SL5-A31, 17708-SP0-A32	ACURA - LEGEND 2.7L/3.2L - NSX 3.0/3.2L BUICK - PARK AVENUE 3.8L	

ELECTRIC INJECTION FUEL PUMP (E.F.I.)

NUK No.	Interchangeable No.	CAR & MODEL	PICTURE
<p>KEP-403 (Pressure: 3.5Bar)</p>	<p>DAIHATSU: 23100-87733, 23210-87711, 23210-87712, 23220-87701</p> <p>MAZDA: B630-13-350B, B630-13-350C, BP47-13-35ZC, BP51-13-350, BP51-13-350A, E5F7-13-350B, F201-13-350F, F201-13-350G, F201-13-350H, F2G8-13-350A, FE3N-13-350B, FE3N-13-350C, FEH2-13-350, G601-13-35ZC, G602-13-350A, G602-13-350B, G607-13-350, G607-13-ZE0, G608-13-350A, G608-13-350B, G616-13-350, G622-13-35Z, JE17-13-350A, JE22-13-35Z, JE45-13-35ZA, JE47-13-35Z, JF01-13-350B, JF01-13-350C, N318-13-350A, N326-13-350A</p> <p>MITSUBISHI: MB400420, MB554100, MB597728, MB598285, MB678398, MB831742, MB845502</p> <p>ROVER: 19419450016, 19419450022</p> <p>SUZUKI: 15100-61A00, 15101-61B01, 15101-61B02, 15101-61B03, 15110-61B00, 15110-61BT0</p>	<p>DAIHATSU - CHARADE 1.0L/1.3L 4WD - APPLAUSE 1.6L 4WD</p> <p>HONDA - ACCORD 2.0L/2.2L - CIVIC III 1.5L/1.6L - CRX II 1.6L - NSX 3.0/3.2L VTEC - PRELUDE IV 2.0L/2.2L/2.3L</p> <p>MAZDA - 323 1.6L GT (Turbo) - 626 III 2.2L - 929 III 3.0L - MPV I 3.0L - RX-7 II(FC), III(FD)</p> <p>MITSUBISHI - 3000GT (Turbo) - COLT III 1.5L/1.6L - GALANT 4G63 2.0L, G64B 2.4L</p> <p>ROVER - 800 2.4L/2.7L</p> <p>SUZUKI - SWIFT II 1.3L</p>	
<p>KEP-408 (Pressure: 3.0Bar)</p>	<p>ACDELCO: EP314, EP356, EP357, EP370, EP374</p> <p>AIRTEX: E2001, E2002, E2042, E2052, E2065</p> <p>CARTER: P74092, P74111, P74122, P74123, P74124, P74145, P74588, P74594, P74602</p> <p>DELPHI: FE0369, 25337810, 25337842</p> <p>FORD: 7186296, 92FB-9H307AJ, E69Z-9H307G, E83Z-9H307B, E89F-9H307BA, E89Z-9H307B, E89Z-9H307BA, E93Z-9H307A, E99Z-9H307A, E9TZ-9H307E, FOCZ-9H307A, F0TZ-9H307F, F0TZ-9H307L, F17U-9H307AD, F1TZ-9H307B, F1TZ-9H307D, F23U-9H407AB, F23Z-9A407A, F23Z-9H307A, F29Z-9H307A, F2TZ-9H307L, F2TZ-9H307LA, F39Z-9H307A, F4CU-9A407AB, F4CZ-9A407B, F57U-9H307EA, F57U-9H307FA, F57Z-9H307E, F57Z-9H307EA, F57Z-9H307F, F57Z-9H307FA, F5CZ-9350B, F5CZ-9350BA, F5CZ-9H407BA, F69U-9H307AA, F69Z-9A407AA, F69Z-9H307AA, F69Z-9H307AB, F7CZ-9350AA, F7CU-9A407AA, F7CU-9A407AB</p> <p>GM: 25117356, 25117757, 25117758, 25164853, 25165262</p> <p>HELLA: H75011141, H75011151, H75011161, H75011191</p> <p>MAZDA: ZZL0-13-350Z, ZZM4-13-350, ZZM5-13-350</p> <p>WALBRO: 5CA206, 5CA210, 5CA225,</p>	<p>FORD - AEROSTAR 2.3L/3.0L/4.0L 1989-1997 - CROWN VICTORIA 5.0L 1990-1991 - ESCORT 1.8L/1.9L/2.0L/2.0L 1994-1997 - EXPLORER 4.0L 1991-1994 - FIESTA III 1.1L/1.3L/1.4L - RANGER 2.3L/2.9L/3.0L/4.0L 1990-1997 - TAURUS L/GL 1989-1995 - TEMPO 2.3L/3.0L 1988-1994</p> <p>MAZDA - B2300 2.3L 1994-1997 - B3000 3.0L 1994-1997 - B4000 4.0L 1994-1997 - NAVAJO 4.0L 1991-1994</p> <p>MERCURY - GRAND MARQUIS - TOPAZ 2.3L/3.0L - TRACER 1.8L/1.9L LS/LTS 1994-1997</p> <p>SAAB - 900 2.0L 1989</p>	

ELECTRIC INJECTION FUEL PUMP (E.F.I.)

NUK No.	Interchangeable No.	CAR & MODEL	PICTURE
<p>KEP-411 (Pressure: 3.0Bar)</p>	<p>AIRTEX: E8404 TOYOTA: 23220-0A020, 23221-07010, 23221-0A030, 23221-28020</p>	<p>LEXUS - ES300, RX300 1999-2003 - RX400H 2006-2008 TOYOTA - AVALON 3.0L 2000- - CAMRY 2.4L/3.0L 2002-2006 - COROLLA 1.8L 2003-2005 - HIGHLANDER (2001 - 2003) - HIGHLANDER HYBRID (2006 - 2008) - MATRIX XR / XRS (2003 - 2006) - SOLARA (2002 - 2004) - SOLARA SE / SLE (2005 - 2006) - TUNDRA (2000 - 2004)</p>	
<p>KEP-415 (Pressure: 3.5Bar)</p>	<p>AIRTEX: E10223, E10225, E10226, E10229 ALFA ROMEO: 7750715, 46831949 CITROEN & PEUGEOT: 1455-05, 1525-29, 1525-30, 1525-42, 1525-43, 96107921 FIAT & LANCIA: 46427664, 46474140, 46474141, 46475717, 46512835, 46523407, 46541845, 46759865, 7769932, 7785256, 60667316, 60654915 SIDAT: 70002 WALBRO: ESS290, ESS452</p>	<p>ALFA ROMEO - 155 1.6L/1.7L/1.8L/2.0L FIAT - BARCHETTA 1.8L 16V - BRAVO / A 1.6L/1.8L 16V - MAREA 1.6L/1.8L 16V - PALIO/PUNTO 1.2L/1.6L - TEMpra 1.8L/2.0L - TIPO 1.8L/2.0L LANCIA - DEDRA 1.8L/2.0L PEUGEOT - 106 I 1.3L/1.4L/1.6L - 106 II 1.4L/1.6L - 605 2.0L/3.0L - 806 2.0L (Turbo) - CLIO I 1.2L/1.4L/1.8L</p>	
<p>KEP-415-1 (Pressure: 1.2Bar)</p>	<p>AIRTEX: E10228 CITROEN & PEUGEOT: 1455-04, 1455-45, 1525-06, 1525-45 FIAT & LANCIA: 46473394, 46518013, 7747117, 7752900 SIDAT: 70001 WALBRO: ESS382</p>	<p>CITROEN - SAXO 1.0L/1.1L - JUMPY 1.6L FIAT - CINQUECENTO 0.9L/1.1L - SEICENTO 0.9L/1.1L - PANDA 0.9L/1.0L/1.1L - PUNTO 1.1L/1.2L LANCIA - Y 1.1L/1.2L/1.4L - DEDRA 1.6L PEUGEOT - 106 1.0L/1.1L/1.4L - 605 2.0L - EXPERT 1.6L</p>	
<p>KEP-418 (Pressure: 3.5Bar)</p>	<p>AIRTEX: E2314, E2447 FORD: 2F1Z-9H307CA, 2F1Z-9H307FA, 2F1Z-9H307FB, 3F1Z-9H307AB, 3W1Z-9H307AB, 5L5Z-9H307CA, 6S4Z-9H307A, YW4Z-9H307BA, YW4Z-9H307BB</p>	<p>FORD - FOCUS S/SE/SES/ST 2007 - FOCUS ZX3/ZX4/ZX4 ST/ZX5/ZXW 2005-2006 - TAURUS 3.0L 2001-2007 - THUNDERBIRD 3.9L 2002-2003 JAGUAR - S-TYPE 3.0L/4.0L 2000-2002 LINCOLN - LS 3.0L/3.9L 2000-2002 MERCURY - SABLE 3.0L 2001-2006 MAZDA - 3, 6 2004~</p>	

ELECTRIC INJECTION FUEL PUMP (E.F.I.)

NUK No.	Interchangeable No.	CAR & MODEL	PICTURE
KEP-418-5 (Pressure: 3.5Bar)	AIRTEX: E2254, E2333 FORD: 1L2Z-9H307MA 1L2Z-9H307MB	FORD - EXPLORER 4.0L 2003-2004 - EXPLORER SPORT 2001-2002 - EXPLORER SPORT TRAC 2001-2002 - ESCAPE 2005-2007	
KEP-424 (Pressure: 3.0Bar)	AIRTEX: E10356 GM: 993763011 SIDAT: 70029, 70035 VDO: E22041024, E22041030, E22041047 VOLKSWAGEN: 1H0906091, 1H0906091D, 1H0919051C, 1H0919051Q, 1H0919651H, 1H0919651N, 1H9919051E, 1L0919051D, 6K0919051A, 6N0919051J	FORD - GALAXY 2.0L/2.3L/2.8L SEAT - ALHAMBRA 1.8L Turbo/2.0L - CORDOBA 1.4L/1.6L/1.8L/2.0L - IBIZA II 1.4L 16V VOLKSWAGEN - GOLF III 1.4L/1.6L/2.0L/2.8L VR6 - PASSAT I 1.6L/2.0L - LPOLO II 1.0L/1.4L 16V/1.6L 16V - SHARAN 1.8L/2.0L/2.8L VR6 - TRANSPORTER IV 2.0L/2.5L/2.8L VR6 - VENTO 1.4/1.6L/2.0L/2.8L VR6	
KEP-427 (Pressure: 3.0Bar)	AIRTEX: E10221 CITROEN & PEUGEOT: 1525-46, 1525-52, 1525-60, 1525-75, 1525-94 RENAULT: 6025304882, 6025315873 SIDAT: 70014 WALBRO: ERJ197, ERJ415, TU119 (ASSEMBLY) ACDELCO: MU250 AIRTEX: E7097M CARTER: P74732M	CITROEN - BERLINGO 1.4L/1.8L PEUGEOT - 406 1.6L/1.8L/2.0L/3.0L - PARTNER 1.4L/1.8L RENAULT - ESPACE 2.0L/3.0L ROVER - 200 1.4L 214/1.6L 216/1.8L 218 - 400 1.4L 414/1.6L 416/2.0L 420 CHRYSLER - VOYAGER 2.0L/3.8L DODGE - CARRAVAN 2.4L;/3.8L - NEON 1996-1999 FORD	
KEP-434 (Pressure: 3.5Bar)	AIRTEX: E8233 BOSCH: 67898 {Assembly} BMW: 16141182109, 16141182355, 16141183947 DELPHI: FE0152 VDO: E22041080Z	BMW - SERIES 7 E38 728i/730i/735i/740i/750i - 318/323/325/328/M3 (1995-1999)	
KEP-436 (Pressure: 3.0Bar)	AIRTEX: E8132 BMW: 16147161387 BOSCH: 0580314123 CARTER: P72132 PIERBURG: 721913510	BMW - SERIAL 5 E34 518i/520i/525i/530i/535i/M5 - SERIAL 5 TOURING E32 518i/520i/525i - 750iL (1988-1994)	




ELECTRIC INJECTION FUEL PUMP (E.F.I.)

NUK No.	Interchangeable No.	CAR & MODEL	PICTURE
<p>KEP-436-1 (Pressure: 3.0Bar)</p>	<p>BMW: 16141180318 BOSCH: 0580453021</p>	<p>BMW - SERIAL 5 E34</p>	
<p>KEP-438 (Pressure: 6.0Bar)</p>	<p>AIRTEX: E8146, E8175 AUDI: 431906091B, 431906091D, 893906091E, 8G0906091A BOSCH: 0580254921, 69438 SIDAT: 70921</p>	<p>AUDI - 80 1.6L/1.8L E /2.0L E /2.2L 1987-1989 - 90 2.0L/2.2L E /2.3L E 1987-1989 - COUPE 1.8L/2.0L/2.1L/2.2L/2.3L 1987-1989 - QUATTRO 2.1L 1982-1985</p>	
<p>KEP-439 (Pressure: 6.0Bar)</p>	<p>AIRTEX: E8309, E8348 AUDI: 100906001, 100906091, 441906091A, 441906091B, 443906087BB, 443906087BC, 443906087BD, 443906087BE, 443906091, 443906091A, 443906091E, 447906091, 447906091A, 447906091B, 447906091C, 447906091D, 447906091E, 447906091J, 895906089E, 895906091, 895906091A BOSCH: 0580254005, 0580254019, 0580254040, 69419, 69586 PIERBURG: 721651600, 721651700</p>	<p>AUDI - 100 1.8L/2.0L/2.1L/2.2L - 100 2.2L E (Turbo)/2.3L E - 200 2.1L E/2.2L E (Turbo) - 200 AVANT 2.2 Turbo - QUATTRO 2.2L Turbo - V8 QUATTRO 32V 3.6L VOLKSWAGEN - QUANTUM CUSTOM - QUANTUM DLX/GL</p>	
<p>KEP-441 (Pressure: 3.0Bar)</p>	<p>BOSCH: 0580453966 OPEL: 815019 90411794 90442231 92142050</p>	<p>OPEL - ASTRA F 1.4L 14SE/C14SE/X14XE - F 1.6L C16SE/X16XEL - F1.8L C18NZ/C18XE - F 2.0L C20NE/C20XE/XE-LN/X20XEV - COMBO 1.4L SI C14SE - CORSA B 1.0L X10XE - B 1.2L X12XE - B 1.4L C14SEL/X14XE/C14SE - B 1.6L C16SEL/X16XE - TIGRA 1.4L X14XE - 1.6L/1.8L; X16XE/ X18XE - VECTRA 1.6L X16XEL - 2.0L 20NE/C20NE/20SEH/20NEJ (Turbo) - 2.5L 25XE/C25XE/X25XE</p>	
<p>KEP-442 (Pressure: 3.0Bar)</p>	<p>BOSCH: 0580453976 OPEL: 815001 815013 90322786 90411912 90442402</p>	<p>CADILLAC - CATERA 3.0L V6 1997-2001 OPEL - CALIBRA 2.0L(Turbo) /2.5L - CORSA 1.6L C16 SEI OHC - OMEGA A 1.8L 18SEH - A 2.0L 20SE /20 NE/C20NE OHC II - A 2.4L/2.6L C24 / C26 NE CIH - A 3.0L 30 NE CIH/C30 SE - B 2.0L X20 SE OHC/20 XEV DOHC - B 2.5L X25 XE DOHC V6 - B 3.0L 24V X30 XE DOHC V6 - SENATOR B 2.5L 25 NE CIH - B 2.6L C26 NE CIH - B 3.0L C30 LE/NE CIH/C30 SE - VECTRA 2.0L 16V 4X4 X20 XE /C20</p>	

ELECTRIC INJECTION FUEL PUMP (E.F.I.)

NUK No.	Interchangeable No.	CAR & MODEL	PICTURE
<p>KEP-443 (Pressure: 3.0Bar)</p>	<p>BOSCH: 0580453984 OPEL: 815031 90541593 90571033</p>	<p>OPEL</p> <ul style="list-style-type: none"> - ASTRA G 1.2L/1.4L - G 1.6L C16SEL/1.8L/2.0L 16V - VECTRA B 1.6L/1.8L/2.0L 16V, 2.5L V6 - ZAFIRA 1.6L/1.8L 16V 	
<p>KEP-446 (Pressure: 3.0Bar)</p>	<p>AIRTEX: E8260 BOSCH: 0580464038, 69456 PEUGEOT & CITROEN: 1450-59, 5471660, 9151404980, 9153880680</p>	<p>CITROEN</p> <ul style="list-style-type: none"> - BX 1.6L/1.9L (BREAK) - CXI 2.4L/2.5L (BREAK) - CXII 2.5L Turbo (BREAK) - VISA 1.6L GT <p>PEUGEOT</p> <ul style="list-style-type: none"> - 405 I 1.9L 1989-1992 - 405 II 1.8L/1.9L/2.0L - 505 2.2L (Turbo)/2.8L 	
<p>KEP-447 (Pressure: 3.0Bar)</p>	<p>AIRTEX: E10009 BOSCH: 0580464008, 0580464014, 0580464015, 0580464016, 0580464019, 0580464023, 0580464032, 0580464050, 0580464051, 0580464056, 0580464070 OPEL & VAUXHALL: 815004, 815005, 90020443, 90292723 PIERBURG: 721287530 SIDAT: 70070</p>	<p>OPEL</p> <ul style="list-style-type: none"> - ASCONA B/C 2.0L/2.4L - COMMODORE C 2.5L E - KADETT C/E 1.8L/1.9L/2.0L - MANTA B / MONZA A 2.0L - OMEGA A 2.0L/2.4L/2.6L/3.0L - SENATOR A 2.0L/2.5L/3.0L <p>VAUXHALL</p> <ul style="list-style-type: none"> - ASTRA/CALIBRA/CARLTON - CAVALIER/ROYALE 	
<p>KEP-448 (Pressure: 3.0Bar)</p>	<p>AIRTEX: E8149 BOSCH: 0580464027, 0580464044, 69467 CITROEN & PEUGEOT: 1450-70, 7400460821, 91518190, 91538807 RENAULT: 7700260678, 7700266206, 7700267774, 9999163575</p>	<p>CITROEN</p> <ul style="list-style-type: none"> - CXII 2.5L GTI Turbo <p>PEUGEOT</p> <ul style="list-style-type: none"> - 505 2.2L Turbo 1985-1992 - 505 2.8L GTI 1985-1992 <p>PORSCHE</p> <ul style="list-style-type: none"> - 944 S/S2 <p>RENAULT</p> <ul style="list-style-type: none"> - ESPACE II 2.0L/2.2L (4X4)/2.8L - 21 SENDA 2.0L Turbo 4X4 - 25 2.4L/ 2.5L Turbo - 25 2.8L Injection 	
<p>KEP-449 (Pressure: 5.0Bar)</p>	<p>AIRTEX: E10004, E10006, E8150, E8169, E8171 BMW: 16121116315, 16121118344, 16121150201, 16122204346 BOSCH: 0580254909, 0580254931, 0580254932, 0580254937, 0580254949, 0580254957, 0580254960, 0580254961, 0580254962, 0580254964, 0580254965, 0580254966</p>	<p>AUDI</p> <ul style="list-style-type: none"> - 80 1.6L/1.8L/2.0L/2.2L - 100 2.2L - 200 2.2L Turbo <p>BMW</p> <ul style="list-style-type: none"> - SERIAL 3 E21 1.8L 1979-1983 - SERIAL 3 E30 1.8L 1979-1983 - SERIAL 5 E28 2.0L 1979-1983 <p>PEUGEOT</p> <ul style="list-style-type: none"> - 505 2.2L 1981-1987 	

ELECTRIC INJECTION FUEL PUMP (E.F.I.)

NUK No.	Interchangeable No.	CAR & MODEL	PICTURE
KEP-449	0580254970, 0580254971, 0580254972, 0580254980, 0580254981, 69429, 69430, 69471 CARTER: P60424, P70117, P72019 HELLA: H75020031 PEUGEOT: 145054, 91507308, 91513794 PIERBURG: 721659500 SIDAT: 70909 VOLKSWAGEN: 171906091A, 321906091, 431906091, 431906091A, 810906091B, 810906091C, 893906091, 893906091D VOLVO: 1266006, 1306028, 1336517, 1389477	PORSCHE - 911 3.0L/3.3L Turbo 1977-1994 - 924 S 2.0L GT Turbo 1977-1994 - 928 4.5L 1977-1994 VOLKSWAGEN - GOLF I 1.6L/1.8L - JETTA I 1.6L/1.8L - PASSAT I 1.6L - SCIROCCO 1.6L/1.8L VOLVO - 240 2.0L/2.1L/2.3L - 260 2.8L - 740 2.0L/2.3L	
KEP-450 <small>(Pressure: 4.0Bar)</small>	AIRTEX: E10001 ALFA ROMEO & FIAT: 60518322, 60779188, 7554136, 7597693 BOSCH: 0580464021, 0580464022, 0580464024, 0580464025, 0580464028, 0580464037, 0580464042, 0580464069 PIERBURG: 721565520 SAAB: 8319261, 9367798, 9392911 SIDAT: 70069 VOLVO: 285211	ALFA ROMEO - 75 1.8L FIAT - UNO 1.4L Turbo I.E. PORSCHE - 911 3.2L CARRERA - 924 S/944 2.5L (Turbo) - 968 3.0L RENAULT - 21 2.0L Turbo - 25 2.5L Turbo/ 2.9L - ESPACE 2.0L/2.2L/3.0L SAAB - 900 / 9000 2.0L Turbo VOLVO - 340 / 360 2.0L KAT - 740 / 760 2.0L Turbo - 780 2.3L Turbo - 940 / 960 2.0L /2.3L Turbo	
KEP-451 <small>(Pressure: 4.0Bar)</small>	AIRTEX: E10246, E8289 BOSCH: 67968, 69529 DELPHI: FE0346 MERCEDE BENZ: 0004705994, 0004706094, 0004706794, 0004707894, 0004709594, 0004780001, 2024709994 PIERBURG: 722156500 SIDAT: 70074	MERCEDES BENZ - CLASSE C W202 C180/C200/C220/C230/C240/280/C36 - CLK C208 200/ 230/ 320/ 430 - CLASSE E W 124 E280/E300/E320/E36/ E42/E500 - CLASSE E W 210 E240/E280/E320/E36/ E420/E430/E50/E55 - SL W129 280 /320/500/600 - CLASSE S W 140 280/300/400/500/S600 - CLASSE S W 220 S280/S320/S430/S500 - CLASSE G W461 230 GE/ 300 GE/G 320/G 500	






ELECTRIC INJECTION FUEL PUMP (E.F.I.)

NUK No.	Interchangeable No.	CAR & MODEL	PICTURE
KEP-453 (Pressure: 6.0Bar)	AIRTEX: E8147 BOSCH: 0580254935, 69595 CARTER: P72040 SIDAT: 70935 VOLVO: 1306500, 1306831, 1336677, 1389448	VOLVO - 740 (744) 2.0L / 2.3L - 740 KOMBI (745) - 2.0L / 2.3L - 760GLE 2.9L 1983-1986 - 940 GLE/SE	
KEP-454 (Pressure: 4.0Bar)	AIRTEX: E10256 BMW: 16141179415, 16141180504, 16141182842, 16146758736 BOSCH: 0580453053, 0580314076 PIERBURG: 722292500	BMW - SERIES 3 E36 - 316 i M43B16 - 318 i M43B18/M44B19/TOURING - 320 i M50B/M52B/TOURING - 323 i M52B25/TOURING - 328 i M52B28/TOURING - M3 S50B32	
KEP-455 (Pressure: 1.2Bar)	AIRTEX: E3070, E3071, E3901, E8186, E8224 CARTER: P60292, P60567, P72206 OPEL: 815008 SIDAT: 70040 VOLVO: 1389436-5, 3517845, 3517846-8	BUICK - 1.8L/2.5L 1982-1985 CADILLAC - 2.0L 1983-1984 - 4.1L/6.0L 1980-1985 CHEVROLET - 1.8L/2.0L/2.5L/5.0L 1982-1985 - CORVETTE 5.7L 1982-1984 OLDSMOBILE 1.8L/2.0L/2.5L 1982-1985 OPEL - ASCONA C 1.6L - CORSA A 1.3L/1.4L/1.6L - KADETT E 1.3L/1.4L/1.6L/1.8L PONTIAC - 1.6L/1.8L/2.0L/2.5L/5.0L 1982-1993 VOLVO - 740/780/940/960 1987-1994 - 760 2.3L/2.8L 1988-1990 - S90/V90 2.9L 1988	
KEP-455-1 (Pressure: 1.0Bar)	ACDELCO: EP386, EP387 AIRTEX: E3268, E3567, E3902, E3903 CARTER: P74070	BUICK - 1.8L/2.5L 1985-1988 - ROADMASTER 5.0L/5.7L 1191-1993 CADILLAC - 4.1L/5.0L/5.7L 1985-1993 CHEVROLET - BLAZER 2.8L V6 1985-1994 - CAMARO 5.0L 1985-1994 - CAPRICE 5.7L 1985-1994 - TRUCK 4.3L/5.7L/7.4L 1985-1996 OLDSMOBILE - 1.8L/2.0L/2.5L/4.3L 1987-1993 - 5.0L/5.7L 1991-1992 - SILHOUETTE 1990-1995 PONTIAC - 1.8L/2.0L/2.5L/3.0L/4.3L/5.0L 1985-1995	

ELECTRIC INJECTION FUEL PUMP (E.F.I.)

NUK No.	Interchangeable No.	CAR & MODEL	PICTURE
<p>KEP-456 (Pressure: 3.5Bar)</p>	<p>NISSAN: 17042-0M016, 17042-31U08, 17042-31U18, 17042-4P066, 17042-VJ200</p>	<p>NISSAN - MAXIMA QX A32 2.0L/3.0L</p>	
<p>KEP-457 (Pressure: 1.0Bar)</p>	<p>BOSCH: 0580314514, 0580453509, 0580453516 OPEL: 0815010, 0815012, 90272744, 90297154, 90322493, 90543886, 90573830 SIDAT: 70509</p>	<p>OPEL - ASTRA F 1.4L/1.6L - ASTRA G 1.6L - CORSA A 1.2L/1.3L/1.4L/1.6L - CORSA B 1.2L/1.4L/1.6L - KADETT E 1.6L - VECTRA A 1.6L/1.8L - VECTRA B 1.6L</p>	
<p>KEP-458 (Pressure: 3.5Bar)</p>	<p>AIRTEX: E8335 BOSCH: 0580453465 DAEWOO: 06351053, 9330919051B, 96264121, 96291866, 96308414, 96350078, 96350588, 96494976, 96563403, AM06ST, AM-06-ST OPEL: 815039, 9120218, 9200109 PIERBURG: 700468500, 700468600 SIDAT: 70027, 70028 VDO: 993784025</p>	<p>DAEWOO - ESPERO 1.8L/2.0L 16V - LANOS 1.4L 8V, 1.6 16V T 100 - LEGANZA 2.0L/2.2L 16V - MATIZ 0.8L - NEXIA 1.8L/2.0L 16V - NUBIRA 1.6L, 2.0L J 100, J150 - TACUMA 1.6L/1.8L/2.0L LADA OPEL - ASTRA G 1.2L/1.4L/1.6L/1.8L/2.0L - CORSA B 1.0L/1.2L/1.4L/1.6L - OMEGA B 2.0L/2.5L/3.0L - TIGRA 1.4L/1.6L - VECTRA B 1.6L/1.8L/2.0L/2.5L</p>	
<p>KEP-459 (Pressure: 0.2Bar)</p>	<p>AIRTEX: E10241, E8200 BOSCH: 69481 MERCEDES BENZ: 0014703194 PIERBURG: 721088620 SEAT & VOLKSWAGEN: 191906092A, 191906092C, 191906092G, 191906092M, 357906092C, 533906092N, 533906092P VDO: E22041065</p>	<p>MERCEDES - CLASE C (W203) - CLASE C T-MODEL (S203) - SL (R230) 55 AMG VOLKSWAGEN - GOLF II (19E, 1G1) 1.8L 1985-1994 - JETTA II (19E, 1G2) 1.8L 1985-1994 - PASSAT 1.8L/2.0L 16V 1985-1994 - PASSAT VARIANT 16V 1985-1994 - POLO COUPE 1.3L - SCIROCCO 1.8 16V 1985-1994</p>	
<p>KEP-460 (Pressure: 1.1Bar)</p>	<p>AIRTEX: E1113 BOSCH: 0580314152, 0580453500, 0580453502, 0580453508, 0580453514, 0580453517 CITROEN & PEUGEOT: 1450-91, 1455-08 FIAT & LANCIA: 46429908, 46448570, 46451762, 46474139, 7555130, 7790855, 7799543 SIDAT: 70514</p>	<p>CITROEN - AX BX 1.0L/1.1L/1.4 L - C15 1.1L ; - XM 2.0L FIAT - BRAVA / BRAVO / MAREA 1.4L - FIORINO 1.4L/1.6L - PANDA 1.0L/1.1L - REGATA / RITMO 1.5L/1.6L - TEMPRA / TIPO 1.4L/1.6L - UNO 1.0L/1.1L/1.4L/1.5L LANCIA - DEDRA 1.6L - DELTA 1.4L/1.6L - Y 1.0L/1.1L/1.4L PEUGEOT - 205 1.0L/1.6L - 309 1.1L/1.4L/1.6L/1.9 L</p>	

ELECTRIC INJECTION FUEL PUMP (E.F.I.)

NUK No.	Interchangeable No.	CAR & MODEL	PICTURE
KEP-461 <small>(Pressure: 3.0Bar)</small>	ALFA ROMEO: 60623699, 60629615, 60651969 BOSCH: 0580453408, 0580453443, 0580453427 FIAT: 46472793, 46474142, 46480607, 7782620, 7789626 SIDAT: 70408, 70427	ALFA ROMEO - 145-146 1.3L/1.6L 8V, 1.7L/2.0L 16V - 155 1.6L/1.8L/2.0L T.S./2.5L V6 - SPIDER 1.8L/2.0L T.SPARK 16V - GTV 1.8L/2.0L T.SPARK 16V FIAT - COUPE 1.8L/2.0L MPI (Turbo) LANCIA - KAPPA 2.4L	
KEP-462 <small>(Pressure: 4.0Bar)</small>	ACDELCO: EP556 AIRTEX: E8097, E8098, E8118, E8190, E8218 BOSCH: 0986580051 CARTER: P72250 DELPHI: 25337988, FE0252 NISSAN: 17042-6P100, 17042-85E00, 17042-88E00, 17042-96E00, 17042-96E10	INFINITI - J30 3.0L - M30 3.0L 1990-1992 NISSAN - MAXIMA VG30E 3.0L 1989-1994 - PULSAR 1.6L NX XE 1987-1990 - SENTRA 1.6L 1987-1990 - VAN 2.4L 1987-1990	
KEP-463 <small>(Pressure: 4.0Bar)</small>	ACDELCO: EP2080, EP2082 AIRTEX: E8032 BOSCH: 69618 CARTER: P72128 NISSAN: 17042-02P00, 17042-02P05	NISSAN - PICK UP D21 2.4L/3.0L 1988-1996	
KEP-464 <small>(Pressure: 3.0Bar)</small>	ACDELCO: EP429, EP561 AIRTEX: E8048, E8075, E8116, E8376 BOSCH: 69691, 69692 CARTER: P72068 DELPHI: 25337994, FE0140, FE0257 NISSAN: 17040-41G00, 17040-41G01, 17040-41G06, 17040-42G00, 17042-41G00, 17042-41G01, 17042-41G02, 17042-41G03, 17042-41G07, 17042-55L00, 17042-01G12, 17042-11G01, 17050-01G04 (ASSEMBLY) AIRTEX: E8268S BOSCH: 67854, 67855, 67883, 67884, 67885, 67995	NISSAN - 720 PICKUP 1986 - D21 PICKUP (1986 - 1993) - D21 PICKUP SE (1991 - 1993) - MAXIMA (1985-1988) - PICKUP 1994 - PICKUP SE (1994 - 1995) - PICKUP XE (1994 - 1995) - PICK UP (D21) 3.0L I V6 4WD VG30E - STANZA 1987-1989 - TERRANO I (WD21) 2.4L I 4WD Z24I - TERRANO I (WD21) 3.0L I 4WD VG30E	
KEP-465 <small>(Pressure: 3.0Bar)</small>	AIRTEX: E8247 BOSCH: 69643 CARTER: P72196 NISSAN & INFINITI: 17042-1E300, 17042-1E400BC	INFINITI - G20 2.0L NISSAN - ALTIMA GLE/GXE/SE/XE 2.4L - MARCH 1.3L - MICRA 1.0L/1.3L - PRIMERA 2.0L P10	

ELECTRIC INJECTION FUEL PUMP (E.F.I.)

NUK No.	Interchangeable No.	CAR & MODEL	PICTURE
<p>KEP-467 (Pressure: 0.2Bar)</p>	<p>AIRTEX: E2035, E3900 ACDELCO: 25117243, 25117364, 25116281, EP303, EP254, EP297 CARTER: P74067</p>	<p>CHEVROLET - CAVALIER CS/TYPE-10 - CELEBRITY / CITATION - MONZA 2+2 / VEGA FORD - AEROSTAR - F-150/250/350 PICKUP MERCURY - COUGAR/MARQUIS/MROUGHAM OLDSMOBILE - CUTLASS CIERA - FIRENZA LX/S/SX - OMEGA / STARFIRE PONTIAC - 6000 LE / ASTRE / FIREBIRD - J2000/PHOENIX /SUNBIRD</p>	
<p>KEP-467-1 (Pressure: 0.2Bar)</p>	<p>AIRTEX: E3027</p>	<p>CHEVROLET - VEGA 2.0L L4 FI 1975-1976 - VEGA COSWORTH 2.0L L4 FI 1975-1976</p>	
<p>KEP-468 (Pressure: 3.0Bar)</p>	<p>ACDELCO: EP299, EP353, EP369, EP417, EP418, EP541 AIRTEX: E2044, E7000, E7012, E7018, E8198, E8211 CARTER: P72118, P74083, P74091, P74112, P74115, P74118, P74147, P74148, P74149, P74169, P74621, P74622 CHRYSLER: 4203652, 4419618, 4443065, 4443157, 4638622, 4797558, 4797885, 4797887, 5217852, 5217855, 5217856 FORD: E9SZ-9H307C, F0AU-9H307BD, F0AZ-9H307A, F0AZ-9H307C, F0AZ-9H307D, F0SU-9H307AC, F0SU-9H307BC, F0SZ-9H307A, F0VY-9H307C, F1PY-9A407A, F1SZ-9H307B, F1SZ-9H307BA, F1SZ-9H307C, F1SZ-9H307CA, F1VY-9H307A, F2AZ-9H307A, F2AZ-9H307B, F2PZ-9A407A, F2SZ-9H307A, F2SZ-9H307B, F2VU-9A407EA, F2VZ-9A407EA, F2VZ-9A407EB, F35Z-9H307A, F35Z-9H307B, F3SU-9H307AA, F3SU-9H307AB, F3SZ-9H307A, F3SZ-9H307B, F3SZ-9H307C, F3SZ-9H307D, F48U-9A407AC, F48U-9H307AZA, F4SU-9H307BB, F4SZ-9H307B, F4SZ-9H307C, F4SZ-9H307D, F58U-9A407BC, F58Z-9A407A F58Z-9A407D, F58Z-9A407DA, F58Z-9A407E, F5SU-9H307AD, F5SU-9H307BE, F5SU-9H307BF, F5SZ-9H307A, F5SZ-9H307B, F5SZ-9H307BA, F5SZ-9H307C, F5TZ-9A407E, F68U-9A407AC, F68U-9A407BA, F68Z-9A407A, F68Z-9A407AA, F68Z-9A407B, F6SU-9H307AA, F6SZ-9350AB,</p>	<p>CHRYSLER - DAYTONA - DYNASTY - IMPERIAL - LEBARON GTS - NEW YORKER - TC MASERATI - TOWN & COUNTRY DODGE - CARAVAN C/V/ LE/SE - DAYTONA ES/SHELBY - DYNASTY LE - GRAND CARAVAN LE/SE - LANCER ES/SHELBY - MINI RAM - OMNI - ROYAL MINI RAM - SHADOW - SHADOW SHELBY - SPIRIT ES/LE HYUNDAI - SONATA 2.4L/3.0L (1989-1992) - SONATA GL/GLS (1989-1992) FORD - CROWN VICTORIA LX/S - THUNDERBIRD LX/SC/SPORT - WINDSTAR JEEP LINCOLN - MARK VII BILL BLASS /LSC - TOWN CAR MERCURY - COUGAR LS/XR-7 - GRAND MARQUIS MITSUBISHI - PRECIS (1990-1993)</p>	

ELECTRIC INJECTION FUEL PUMP (E.F.I.)

NUK No.	Interchangeable No.	CAR & MODEL	PICTURE
KEP-468 (Pressure: 3.0Bar)	GM: 25117239, 25117754, 25164852, 25176134, 25176137, 25337798 WALBRO: 5CA212, 5CA237, 5CA238, 5CA248	PLYMOUTH - ACCLAIM LE/LX - GRAND VOYAGER LE /SE - SUNDANCE - VOYAGER LE/SE	
KEP-470 (Pressure: 3.5Bar)	ACDELCO: EP194, EP195, EP196, EP207, EP255, EP256 AIRTEX: E3212, E3265, E3270, E3271, E3307 CARTER: P74037, P74040, P74041, P74042, P74047, P74051 DELPHI: FE0114, FE0115 GM: 25115764, 25115765, 25115766, 25115794, 25115951, 25116285, 25116853, 25117264, 25028733 HELLA: H75012051 WALBRO: 5CA404	BUICK - 2.0L/2.5L 1987-1992 - 3.1L/3.8L 1989-1996 - ROADMASTER 5.7L 1994-1996 CADILLAC - 4.1L/4.5L 1986-1989 - 4.1L/4.5L/4.9L 1988-1996 - 4.6L/4.9L 1993-1994 - 5.7L 1994-1996 CHEVROLET - 2.0L/2.2L/2.5L 1987-1993 - 2.2L/2.3L/2.8L/3.1L/3.4L/5.7L 1988-1996 - 5.7L 1994-1996 GMC - TRUCK 6.0L/7.0L/7.4L 1990-1998 - TRUCK 4.3L/5.0L/5.7L/7.4L 1992-1997 - C6, 7SERIES TRUCK 7.4L 1999-2000 - SYCLONE, TYPHOON 4.3L 1991-1993 OLDSMOBILE - 2.0L/2.5L 1987-1992 - 2.3L/3.1L/3.3L/3.4L/3.8L 1989-1996 - BRAVADA 4.3L 1992-1994 PONTIAC - 2.0L/2.5L 1988-1991 - 2.3L/3.1L/3.4L 1990-1996 - FIREBIRD, TRANS-AM 3.8L 1989	
KEP-474 (Pressure: 3.0Bar)	GM: 25319634, 25319634-2121C-1, 25319634-2493C-1, 25330836	GM HONDA MITSUBISHI - FREECA - DELICA TOYOTA - HIACE	
KEP-480 (Pressure: 4.0Bar)	AIRTEX: E10243, E8256 AUDI: 441906091E, 8A0906091A, 8A0906091G BOSCH: 0580314068, 0580453070, 0580453071, 0580453081 PIERBURG: 718259500 SIDAT: 70009, 70071 VDO: 405052003001, 405052003002	AUDI - 80 1.6L/2.0L/2.6L/2.8L - 100 2.0L/2.3L/2.6L/2.8L/S4 V8 - 100 AVANT 2.0L/2.3L /2.6L/2.8L/S4 - 200 2.2L/2.3L/2.6L/2.8L - 200 AVANT 2.2L TURBO - A6 2.0L/2.6L/2.8L/S6 Turbo 1990-1998 - A6 AVANT 1.8L/2.0L/2.6L/2.8L/S6 4.2L - CABRIOLET 1.8L/2.0L/2.6L/2.8L - COUPE 2.3L/S2/2.3L/2.6L/2.8L - V8 3.6L/4.2L 1990-1998	

ELECTRIC INJECTION FUEL PUMP (E.F.I.)

NUK No.	Interchangeable No.	CAR & MODEL	PICTURE
<p>KEP-481 (Pressure: 3.0Bar)</p>	<p>ACA: IFP905 BMW: 16141182887, 16146758735 VDO: 228222005004Z</p>	<p>BMW - SERIAL 3 COMPACT E36 - 316 i - 318 ti - 323 ti FORD</p>	
<p>KEP-482 (Pressure: 3.0Bar)</p>	<p>ACA: IFP906 BMW: 16141183178 SIDAT: 70024 VDO: 405052005001Z, E22041094 VOLKSWAGEN: 4B0906087E, 8E0906087D</p>	<p>BMW - SERIAL 5 E39 - 520d / 530d - 525td - 525tds - SERIAL 5 TOURING E39 - 520d / 525d / 530d - 525tds FORD VOLKSWAGEN - PASSAT 1.6L/2.0L/2.8L</p>	
<p>KEP-484 (Pressure: 3.0Bar)</p>		<p>CITREON FIAT GM PEUGEOT</p>	
<p>KEP-485 (Pressure: 3.0Bar)</p>		<p>CHEVROLET GM</p>	
<p>KEP-486 (Pressure: 3.5Bar)</p>	<p>AIRTEX: E3910 BOSCH: 0580453023, 0580453076</p>	<p>SATURN - SC/SL/SW SERIES 1.9L 1991-1996</p>	
<p>KEP-488 (Pressure: 4.0Bar)</p>	<p>BOSCH: 67628 0580810019</p>	<p>JEEP - BRIARWOOD 2.5L/4.0L - CHEROKEE 2.5L/4.0L 1991-1993 - COMANCHE 2.5L/4.0L 1991-1992 - WAGONEER 4.0L - WRANGLER 2.5L/4.0L</p>	
<p>KEP-489 (Pressure: 3.0Bar)</p>	<p>ALFA ROMEO: 547812, 605376110 BOSCH: 0580453911 CITROEN: 1450-83, 915392329 FIAT: 60537611 RENAULT: 7700739914</p>	<p>ALFA ROMEO - 1.4L/1.5L/1.7L CITROEN FIAT LANCIA PEUGEOT - 305 1.9L RENAULT - R5 1.7L - R11 1.7L - R21 1.7L/2.0L/2.2L</p>	

ELECTRIC INJECTION FUEL PUMP (E.F.I.)

NUK No.	Interchangeable No.	CAR & MODEL	PICTURE
<p>KEP-492 (Pressure: 3.5Bar)</p>	<p>ACDELCO: EP336, EP339 AIRTEX: E3290 BOSCH: 0986596031 CARTER: P74128 GM: 25028359, 25117081, 25161821, 6443570, 88962471 HELLA: H75012141 WALBRO: 5CA429</p>	<p>BUICK</p> <ul style="list-style-type: none"> - CENTURY 2.2L/3.1L/3.3L 1993-1999 - LESABRE CUSTOM/LIMITED 3.8L - PARK AVENUE 3.8L <p>OLDSMOBILE</p> <ul style="list-style-type: none"> - 98 REGENCY ELITE 3.8L 1993-1999 - CIERA 2.2L/3.3L 1993-1999 - CUTLASS CIERA 2.2L/3.1L - DELTA 88 ROYALE LS/LSS 3.8L - REGENCY 3.8L 1993-1999 <p>PONTIAC</p> <ul style="list-style-type: none"> - BONNEVILLE SE 3.8L 1994-1999 	
<p>KEP-496 (Pressure: 3.0Bar)</p>	<p>ACDELCO: EP422, 25117351 AIRTEX: E8030 BOSCH: 0580453979, 0580314064, 69584 CARTER: P72105</p>	<p>SEAT</p> <p>VOLKSWAGEN</p> <ul style="list-style-type: none"> - CORRADO 1.8L 1985-1992 - GOLF 1.8L GL/GT/GTI/GTI 8V 1985-1992 - JETTA 1.8L CARAT/ELUXE/GL/GLI 1985-1992 	
<p>KEP-497 (Pressure: 3.0Bar)</p>	<p>AIRTEX: E2182, E7334, E8228, E8248, E8308 DELPHI: FD0013</p>	<p>ALFA ROMEO</p> <ul style="list-style-type: none"> - GTV6, MILANO, SPIDER 2.0L/2.5L/3.0L 1981-1994 <p>BMW</p> <ul style="list-style-type: none"> - 318,325,528,530,533i,535i 1977-1993 - 633Csi,L6,M3,M5,M6 1977-1993 <p>CITROEN</p> <ul style="list-style-type: none"> - BX,CX,VISA 1.6L/1.9L/2.5L 1977-1988 <p>FIAT</p> <ul style="list-style-type: none"> - 124, BRAVA, X1/9 1.5L/2.0L 1981-1983 <p>FORD</p> <ul style="list-style-type: none"> - CROWN VICTORIA 5.0L 1980-1991 - COUNTRY SQUIRE 5.7L 1980-1991 <p>LINCOLN</p> <ul style="list-style-type: none"> - CONTINENTAL 5.0L 1980-1989 - MARK, TOWN CAR 5.0L 1980-1989 <p>MERCURY</p> <ul style="list-style-type: none"> - COLONY PARK 5.0L 1980-1991 - GRAND MARQUIS 5.0L 1980-1991 <p>PEUGEOT</p> <ul style="list-style-type: none"> - 405 1.8L/1.9L/2.0L 1987-1992 - 505 2.2L/2.8L 1983-2001 <p>RENAULT</p> <ul style="list-style-type: none"> - FUEGO 2.2L 1984-1986 	
<p>KEP-498 (Pressure: 3.0Bar)</p>	<p>FORD: E3SZ-9350C, E3SZ-9350D, E4DZ-9350B, E4ZZ-9350B, E5TZ-9C407A, E5ZF-9C407BA, E69Z-9C407B, E6KF-9C407AASR, E77F-9C407AASR, E7FZ-9H307D, E7TZ-9A407G, E7TZ-9C407A, E7TZ-9C407B, E7UF-9C407BASR, E7UZ-9C407A, E8TZ-9A407A, E9FZ-9H307A</p>	<p>FORD</p> <ul style="list-style-type: none"> - AEROSTAR 2.3L - BRONCO 2.9L/4.9L/5.0L/5.8L - E150 PICKUP 4.9L/5.0L/5.8L - E250 PICKUP 4.9L/5.8L/7.5L - E350 PICKUP 4.9L/5.0L/5.8L/7.5L - ESCORT / EXP 1.9L - F150 4X2&4X4 4.9L/5.0L/5.8L - F250 4X2&4X4 4.9L/5.8L/7.5L - F350 4X2&4X4 4.9L/5.8L/7.5L - LTD 3.8L - MUSTANG 2.3L/3.8L/5.0L - RANGE 2.3L/2.9L - THUNDERBIRD 2.3L/3.8L/5.0L 	

ELECTRIC INJECTION FUEL PUMP (E.F.I.)

NUK No.	Interchangeable No.	CAR & MODEL	PICTURE
KEP-498 <small>(Pressure: 3.0Bar)</small>	ACDELCO: EP286, EP396, 25117086, 25117512 AIRTEX: E2000, E2236 BOSCH: 9580810002, 9580810020 CARTER: P74028 DELPHI: 25337855, 25338028, 25346131, FD0029, FE0306 WALBRO: 5CA201, GCL601	MERCURY - CAPRI 2.3L/3.8L/5.0L - COUGAR 3.8L/5.0L - MARQUIS 3.8L/5.0L - MERKUR/XR4TI 2.3L Turbo LINCOLN - CONTINENTAL 5.0L - MARK SERIES 5.0L	
KEP-500 <small>(Pressure: 4.0Bar)</small>	AIRTEX: E10247, E8286 BOSCH: 69528 CARTER: P72257 MERCEDES BENZ: 0004704994, 0004705494, 0004706394 PIERBURG: 722020500 SIDAT: 70073	MERCEDES BENZ - CLASSE C W202 2.8L 1997-2000 - C180 / C200 / C220 / C230 1997-2000 - C36 3.6L 1995- - CLK 320 3.2L 1998-2003 - CLK 430 4.3L 2000-2001	
KEP-505 <small>(Pressure: 3.5Bar)</small>	AIRTEX: E7333, E8099 BOSCH: 0580463010, 0580463016, 69469 CARTER: P60423 JAGUAR: CAC2026, CAC2263, CAC4269, CBC 5657 PORSCHE: 043906091, 06309413306, 311906091D, 91435605500, 92309490635 RENAULT: 6001008001, 7700687710, 7700722393, 7700855358 VOLKSWAGEN: 251906091, 253906091	JAGUAR - XJ/ XJS/ XJSC PORSCHE - 912E / 914 RENAULT - R17 GORDINI - R18i / FUEGO 1981-1984 SAAB - 900/900S 2.0L 1985-1986 - 9000 1986 VOLKSWAGEN - CAMPMOBILE - SUPER BEELTE - TRANSPORTER - VANAGON	
KEP-506 <small>(Pressure: 3.5Bar)</small>	BOSCH: 0580463014, 0580463018, 0580464061	BMW - SERIAL3 318I/325/325E/325ES/325I/325IS - SERIAL5 528E/528I/530I/533I/535I/535IS - SERIAL6 633CSI/635CSI - SERIAL7 733I/735I/735IL - M3/M5/M6	
KEP-507 <small>(Pressure: 4.0Bar)</small>	AIRTEX: E10000, E8002 BOSCH: 0580464039, 0580464068, 61425, 69458, 69593, 69594 CARTER: P72039, P72102 DELPHI: FE0071 VOLVO: 1336679, 1389449, 9142044	JAGUAR - XJ16 VANDEN PLAS 3.6L 1988-1989 - XJ16 VANDEN PLAS 4.0L 1990-1992 - SOVEREIGN 4.0L 1990-1992 VOLVO - 240 1982-1993 - 740 GL / GLE 1985-1992 - 760 GLE 1983-1990 - 780 1986-1990 - 940 1991-1994 - S90/V90 2.9L 1998-	






ELECTRIC INJECTION FUEL PUMP (E.F.I.)

NUK No.	Interchangeable No.	CAR & MODEL	PICTURE
KEP-508 (Pressure: 3.5Bar)	ACDELCO: 25176122, EP413 AIRTEX: E8139 BMW: 16141178839, 16141181354, 16141181864, 16144138604 BOSCH: 0580464995, 69491 CARTER: P72170 PIERBURG: 721913500	BMW - E34 518 , 518 TOURING - E34 520, 520 TOURING - E34 525 , 525 TOURING 1986-1995 - E34 530 , 535 - E34 540 TOURING - E32 730, 735, 740 - M5 , M5 TOURING 1986-1995	
KEP-510 (Pressure: 6.0Bar)	AIRTEX: E8428 BOSCH: 0580254033, 69587 CARTER: P72024 VOLKSWAGEN: 191906091H	VOLKSWAGEN - CORRADO 2.0L I 16V 1991-1995 - CORRADO 1.8L 16V 1989- - GOLF II 1.8L/2.0L 1985-1992 - GOLF II 1.8L GTI 1985-1992 - JETTA 1.8L/2.0L 1987-1992 - PASSAT 2.0L 16V 1990-1993 - PASSAT 1.8L 16V 1988-1989 - PASSAT VARIANT 2.0L 16V 1988-1993 - PASSAT VARIANT 1.8L 16V 1988-1989	
KEP-512 (Pressure: 6.0Bar)	BOSCH: 0580254934 VOLVO: 1389447	VOLVO - 240 2.0L 08/84-07/92 - 740 2.0L/2.3L 08/84-07/91 - 940 2.0L 09/90-08/91	
KEP-513 (Pressure: 6.0Bar)	AIRTEX: E10005, E2315, E8144, E8185 BOSCH: 0580254982, 0580254984, 0580254976, 0580254996, 61984 CARTER: P70123 FORD: 75TM-9350AA MERCEDES BENZZ: 0020910701, 0020910801, 0020910901, 0020911301 PORSCHE: 91160810200, 91160810202, , 92809460801, 92860810402, 92860810403, 92860810200, 92860810203, 92860810206 RENAULT: 6001000470, 7711064162	DELOREAN - DMC-12 2.9 01/81 - 08/81 FORD MERCEDES BENZ PEUGEOT PORSCHE - 911 3.0L/3.3L Turbo - 924 S 2.0L CARRERA GT Turbo - 928 4.5L RENAULT - 25 2.7 V6 04/84 - 09/85 - 30 2.6 TX 10/78 - 12/83 VOLVO - 740 2.0L/2.3L 1984-19877 - 740 KOMBI 2.0L/2.3L 1985-1987	
KEP-514 (Pressure: 6.0Bar)	AIRTEX: E8060 BOSCH: 0580254933 SAAB: 7536923, 8318859, 8334997, 9361015	SAAB - 99 2.0L TURBO 10/77-06/80 - 99 2.0L EMS 09/74- 12/78 - 900 I 2.0L EMS 09/78 - 08/79 - 900 I 2.0L TURBO 10/87 - 08/88 - B201 2.0L 16V 1983	

ELECTRIC INJECTION FUEL PUMP (E.F.I.)

NUK No.	Interchangeable No.	CAR & MODEL	PICTURE
KEP-515 <small>(Pressure: 3.0Bar)</small>	AIRTEX: E8151 BMW: 16122160628 BOSCH: 0580254979, 69464 CITROEN & PEUGEOT: 1450-64 PORSCHE: 93060811101, 93060811300 RENAULT: 602241029E, 9999163388, 9999163582	BMW - M1 3.5L 05/79 -05/03 DODGE - VIPER 8.0L V10 1992-1995 PEUGEOT & CITROEN PORSCHE - 911 3.3L TURBO 06/86 -08/89 - 911 TARQA 3.3L TURBO 09/86 11/90 - 911 3.3L/3.6L TURBO 1990-1993 - 924 2.0L 1980 - 930 3.3L 1979 RENAULT	
KEP-516 <small>(Pressure: 4.0Bar)</small>	AIRTEX: E8096 BOSCH: 0580464047, 61447, 69574 CARTER: P72044, P72223 DELPHI: FE0372 SAAB: 5328695, 9393935	SAAB - 900 S 2.0L 1987-1988 - 900 2.0L TURBO 1987-1989 - 9000 2.0L CD 1989 - 9000 S 2.0L 1987-1989	
KEP-517 <small>(Pressure: 3.0Bar)</small>	AIRTEX: E10400 BOSCH: 0580464076, 0580464089 RENAULT: 7700426361	FORD RENAULT - ESPACE III 2.2L DCI 10/00-10/02 - KANGOO 1.9L DCI 4X4 10/01- - KANGOO RAPID 1.9L DCI 4X4 10/01- - LAGUNA 1.9L DCI 06/01- - LAGUNA GRANDTOUR 1.9L DCI 06/01- - MEGANE I 1.9L DCI 02/01- - MEGANE CLASSIC 1.9L DCI 02/01- - MEGANE GRANDTOUR 1.9L DCI 02/01- - MEGANE COACH 1.9L DCI 02/01- - MEGANE DTI - MASTER II 2.2L DCI 09/00- VOLVO	
KEP-518 <small>(Pressure: 3.0Bar)</small>	AIRTEX: E10435 BOSCH: 0580464090	HYUNDAI - SANTA FE 2.0L 08/01- - SANTA FE 2.0L 4X4 04/01- - TRAJET 2.0L 04/01-	
KEP-519 <small>(Pressure: 3.0Bar)</small>	AIRTEX: E10437 BOSCH: 0580464996 FIAT & LANCIA: 5968084, 59608084, 7580214, 75802140 SIDAT: 70907	FIAT - CROMA 2.0L IE 154AM/154A (Turbo) LANCIA - THEMA 2.0L IE TURBO - THEMA SW 2.0L IE 16V	

ELECTRIC INJECTION FUEL PUMP (E.F.I.)

NUK No.	Interchangeable No.	CAR & MODEL	PICTURE
<p>KEP-520 (Pressure: 3.0Bar)</p>	<p>AIRTEX: E10438, E8258 ALFA ROMEO: 164100421 BOSCH: 69410 CARTER: P72184 FIAT & LANCIA: 5968085, 60800164, 60805158, 7580215 SIDAT: 70997</p>	<p>ALFA ROMEO</p> <ul style="list-style-type: none"> - 164 2.0L T.S. 06/87-12/90 - 164 2.0L TURBO 10/87-01/92 - 164 2.0L V6 TURBO 03/91-09/98 - 164 3.0L I.E.. 09/90-09/92 - 164 3.0L V6 06/87-09/92 - GTV 2.0L V6 TURBO 06/95-12/00 - GTV 3.0L V6 24V 10/96-10/00 <p>FIAT</p> <ul style="list-style-type: none"> - CROMA 2.0L I.E. TURBO 10/90-05/92 - CROMA 2.5L V6 06/93-08/96 <p>LANCIA</p> <ul style="list-style-type: none"> - THEMA 2.0L I.E. TURBO 11/84-05/90 - THEMA 2.0L TURBO 12/88-06/90 - THEMA 3.0L V6 I.E. 06/88-05/92 - THEMA SW 2.0L TURBO 01/89-03/92 - THEMA SW 2.0L I.E. TURBO 04/89- 	
<p>KEP-521 (Pressure: 3.0Bar) (DIESEL)</p>	<p>ALFA ROMEO: 60628083, 60664024 BOSCH: 0580464981 FIAT & LANCIA: 46447569, 46512837, 46742146, 60815142, 60815491, 1328162080, 1328169080, 9637812280 CITROEN & PEUGEOT: 09900197000, 09900274000, 1525-H2, 1525-Z1, 96304560, 96378122 (ASSEMBLY) AIRTEX: E10410M, E10423M, E10425M, E10426M BOSCH: 0580303002, 0580303003, 0580303004, 0580303014, 0580303016, 0580303025,</p>	<p>ALFA ROMEO</p> <ul style="list-style-type: none"> - 156 1.9L/2.4L JTD 10/97-09/00 - 156 1.9L/2.4L JTD 06/00-09/00 - 166 2.4L JTD 09/00- <p>CITROEN</p> <ul style="list-style-type: none"> - EVASION 2.0L HDI 02/99/12/01 - JUMPY 2.0L HDI 09/00-06/01 - XANTIA 2.0L HTD 02/99-12/01 - XANTIA BREAK 2.0L HDI 01/99-12/01 <p>FIAT</p> <ul style="list-style-type: none"> - BRAVA / BRAVO 1.9L JTD 11/98-09/01 - DUCATO 2.0L/2.3L/2.8L (4x4) - PUNTO 1.3L/1.9L JTD 08/99-06/03 - MAREA 1.9L/2.4L JTD 03/99-09/02 - SCUDO 2.0L JTD 11/99-06/01 - ULYSSE 2.0L JTD 09/99-07/02 <p>PEUGEOT</p> <ul style="list-style-type: none"> - 806 2.0L HDI 16V 07/99-06/01 - EXPERT 2.0L HDI 06/00-06-01 	 
<p>KEP-523 (Pressure: 6.0Bar)</p>	<p>AIRTEX: E8343 BOSCH: 0580254008, 0580254010, 0580254013, 69588 CARTER: P72025 SIDAT: 70075 VOLKSWAGEN: 191906091B, 191906091D, 191906091J, 191906092B</p>	<p>VOLKSWAGEN</p> <ul style="list-style-type: none"> - GOLF II 2.0L 16V 01/90-12/91 - GOLF II 1.8Li CAT 08/87-10/91 - GOLF II 1.8L SYNCRO 02/86-07/91 - GOLF II 1.8L GTI 0/85-10/87 - GOLF II 1.8L GTI 16V 02/86-10/91 - JETTA II 1.8L 08/94-10/91 - JETTA II 1.8L CAT 08/87-10/91 - JETTA II 1.8L 16V 08/86-10/91 	
<p>KEP-526 (Pressure: 4.0Bar)</p>	<p>AIRTEX: E10609 MERCEDES BENZ: 0014701294 PIERBURG: 722126511</p>	<p>MERCEDES BENZ</p> <ul style="list-style-type: none"> - (W220) S280/S320/S500 10/98-08/05 - (W220) S350/S430/S500 09/02-08/05 - (W220) S350 06/03-08/05 - SL 500 (R230) 10/01-> 	

ELECTRIC INJECTION FUEL PUMP (E.F.I.)

NUK No.	Interchangeable No.	CAR & MODEL	PICTURE
<p>KEP-527 (Pressure: 3.0Bar)</p>	<p>PIERBURG: 721926520 VOLKSWAGEN: 043919051, BAA919051C</p>	<p>VOLKSWAGEN (MEXICO) - BEETLE 1.6L 10/92-</p>	
<p>KEP-528 (Pressure: 3.0Bar)</p>	<p>ALFA ROMEO: 116460102100, 119460402100, 605219920, 605460910 BMW: 16121115862, 16141178751, 16141179231, 16141179232 BOSCH: 0580464013, 0580464048, 69418 FIAT & LANCIA: 4421193, 4429209, 4460210, 4460646, 44606460, 60546091, 6081037, 7635535, 82308678, 82350177 PIERBURG: 721287030</p>	<p>ALFA ROMEO - 33 1.4L/1.5L/1.7L - 33 SPORT WAGON 1.7L - 75 1.8L/2.0L/2.5L/3.0L - 90 2.0L/2.5L I.E. - GIULIETTA/GVT 2.0L Turbo - SZ/RZ 3.0L V6 BMW - SERIAL 3 318i/320i/M3/323i/325i - SERIAL 5 520i/525i/528i/535i/M5 - SERIAL 6 628 CSI - SERIAL 7 728i/732i/733i/735i/745i FIAT - 124 SPIDER 2000 EUROPA - 132 2.0L I.E. - REGATA 75 I.E. 1.5L - RITMO I 75 I.E. 1.5L - RITMO II 130 TC/ 75 1.5L CAT LANCIA - BETA H.P.E. 2000 / DELTA I 1.6L - GAMMA 2500 / TREVI 2000</p>	
<p>KEP-529 (Pressure: 3.5Bar)</p>	<p>PIERBURG: 721565700</p>	<p>ALFA ROMEO FIAT PORSCHE RENAULT SAAB</p>	
<p>KEP-530 (Pressure: 3.5Bar)</p>	<p>PIERBURG: 721565710</p>	<p>MERCEDES BENZ</p>	
<p>KEP-531 (Pressure: 3.5Bar)</p>	<p>PIERBURG: 721659700</p>	<p>AUDI BMW MERCEDES BENZ PEUGEOT PORSCHE RENAULT VOLKSWAGEN</p>	
<p>KEP-532 (Pressure: 3.5Bar)</p>	<p>PIERBURG: 721659530</p>	<p>MERCEDES BENZ</p>	

ELECTRIC INJECTION FUEL PUMP (E.F.I.)

NUK No.	Interchangeable No.	CAR & MODEL	PICTURE
<p>KEP-533 (Pressure: 4.0Bar)</p>	<p>AUDI: 4D0906091, 4D0906091C VDO: 405052002001G, 405052002001Z</p>	<p>AUDI</p> <ul style="list-style-type: none"> - A8 2.8L - A8 2.8L QUATRO - A8 3.7L - A8 3.7L QUATRO - A8 4.2L - A8 4.2L QUATRO 	
<p>KEP-534 (Pressure: 3.0Bar)</p>	<p>AIRTEX: E10488 BOSCH: 0580453016 VOLKSWAGEN: 026127025F</p>	<p>VOLKSWAGEN</p> <ul style="list-style-type: none"> - PASSAT 1.6L 1F 08/88 - 07/90 - PASSAT 1.8L 04/88 - 01/92 - PASSAT 1.8L ABS 08/91 - 04/94 	
<p>KEP-535 (Pressure: 3.0Bar)</p>	<p>BMW: 16141179992 (ASSEMBLY) AIRTEX: E10331M BOSCH: 0580314070, 0580453019</p>	<p>BMW</p> <ul style="list-style-type: none"> - E30 316/318 - E30 318 TOURING - E30 320/320IS/320 TOURING - E30 325i/325iX/325iX TOURING - E30 M3 EVOLUTION - E30 SERIAL Z1 	
<p>KEP-536 (Pressure: 3.1Bar)</p>	<p>AIRTEX: E10218 CARTER: P72220 DELPHI: 25337201, FE0265 RENAULT: 7700640830, 7700812372, 7700812372A, 7700827359, 7700829965, 7700840871 VOLVO: 3462177 WALBRO: 5CA301, 5CA304, 5CA305</p>	<p>RENAULT</p> <ul style="list-style-type: none"> - CLIO I 1.8L 02/93-09/98 - LAGUNA 1.8L/2.0L 11/93-04/96 - MEGANE I 1.6L/2.0L 01/96-10/97 - SAFRANE I 2.0L/2.2L/3.0L 04/92-07/96 - SAFRANE II 2.0L/2.5L/3.0L 07/96-12/00 <p>VOLVO</p> <ul style="list-style-type: none"> - 440 K 1.7L/1.8L/2.0L 09/88-12/96 	
<p>KEP-537 (Pressure: 3.6Bar)</p>	<p>AIRTEX: E10231 BOSCH: 0580464001 CITROEN & PEUGEOT: 1525-F8, 1525-H8, 1525-N7, 1525-N8, 1525-Q4, 1525-S9, 1525-T9, 1525-Y1 WALBRO: TTE297, TTP387 (ASSEMBLY) AIRTEX: E10204M BOSCH: 0986580310</p>	<p>CITROEN</p> <ul style="list-style-type: none"> - BERLINGO FURGON 1.4L/1.6L 06/00-> - C5 2.0L 16V 06/01-08/04 - C8 2.0L/2.2L 07/02-> - EVASION 2.0L 16V 07/01-07/02 - JUMPY 2.0L 16V 07/01-> - XSARA PICASSO 1.6L/1.8L/2.0L 06/00-> <p>PEUGEOT</p> <ul style="list-style-type: none"> - 206 1.1L/1.4L/1.6L/2.0L 07/02-> - 206 1.6L 16V 09/00-12/00 - 206 2.0L S16 09/00-12/00 - 206 FASTBACK 1.1L/1.4L 01/01-12/00 - 206 FASTBACK 2.0L S16 04/99-10/00 - 206 FASTBACK 1.6L 16V 12/00-12/00 - 307 1.4L/1.6L/2.0L 16V 03/02-05/05 - 406 1.8L/2.0L/2.2L/3.0L 03/00-05/04 - 607 2.0L/2.2L 16V 02/00-> - 607 3.0L V6 24V 02/00-> - 806 2.0L 16V 07/01-08/02 - 807 2.0L/2.2L/3.0L 06/02-> - EXPERT 2.0L 07/01-10/06 - PARTNER FURGON 1.4L 01/01-> <p>RENAULT</p> <ul style="list-style-type: none"> - TWINGO 1.2L 11/99-11/00 	





ELECTRIC INJECTION FUEL PUMP (E.F.I.)

NUK No.	Interchangeable No.	CAR & MODEL	PICTURE
KEP-538 <small>(Pressure: 3.1Bar)</small>	AIRTEX: E10227 RENAULT: 7700416988, 7700418353 WALBRO: ESS287, ESS296, MSS234	RENAULT - CLIO II 1.2L 09/98-10/99 - CLIO II 1.4L 10/00-05/05 - CLIO II 1.6L 09/98-10/99 - CLIO II 2.0L 16V SPORT 02/00- - TWINGO 1.2L 07/97-10/99	
KEP-540 <small>(Pressure: 3.9Bar)</small>	AIRTEX: E10230 VOLVO: 30611161, 30611941 WALBRO: GRJ235, GSS294 (ASSEMBLY) VDO: 519750409906 WALBRO: SUA419	VOLVO - S40 1.9L 05/97 - 07/99 - S40 2.0L 16V TURBO 04/98 - 07/99 - V40 1.9L 05/97 - 07/99 - V40 2.0L 16V TURBO 04/98 - 07/99	
KEP-541 <small>(Pressure: 3.5Bar)</small>	WALBRO: GSS465 CITROEN & PEUGEOT: 1525-F7, 1525-S3, 9641169280	CITROEN - BERLINGO 2.0L HDI 12/99- - XSARA PICASSO 2.0L HDI 06/00- PEUGEOT - 206 2.0L HDI 90 12/99- - 206 SW 2.0L HDI 07/02- - 607 2.2L HDI - PARTNER 2.0L HDI 02/00-	
KEP-542 <small>(Pressure: 3.0Bar)</small>	AIRTEX: E8250 BOSCH: 0580314067, 0580453033, 0580453037, 0580453420 VOLVO: 3501615, 3501619, 3531850, 9135418, 9135419, 9135605, 9142957, 9438001, 9438003, 9438756, 9445444, 9447060, 9463092, 9480152	VOLVO - 850 LS 2.0L/2.3L/2.5L 1993-1997 - 850 LW 2.0L/2.3L/2.5L 1993-1997 - 850 GLE/GLT/R/T-5/T-5R/Turbo - C70 HT/LT - S70 GL/GLT/TS - V70 GL/GLT/T5	
KEP-543 <small>(Pressure: 3.0Bar)</small>	BOSCH: 0580454008 GM: 93396232	GM - ASTRA 1.8L (ALCOHOL)	
KEP-544 <small>(Pressure: 0.2Bar)</small>	AIRTEX: E10362 FORD: 1634067, 1644868, 85GB-9350AB, 86BB-9350BA NISSAN: 782000660 PIERBURG: 721388510, 721395000, 721440510, 721440530 RENAULT: 6001008899 VOLGA: 021906091A, 021906091B	FORD - SIERRA 1.8L 1987-1989 - SCORPIO 1.8L 1985-1992 NISSAN LADA RENAULT ROVER VOLGA UNIVERSAL	

ELECTRIC INJECTION FUEL PUMP (E.F.I.)

NUK No.	Interchangeable No.	CAR & MODEL	PICTURE
<p>KEP-546 (Pressure: 3.0Bar)</p>	<p>ACDELCO: EP253</p>	<p>FORD</p>	
<p>KEP-547 (Pressure: 3.0Bar)</p>	<p>AIRTEX: E7047M, E7064M, E7100M CARTER: P74657M, P74660M CHRYSLER: 4728730, 4762539, 4762540, 4762541, 52017634, 52017635, 52017814, 52017916 GM: 25177572, 25177576 WALBRO: TU121 TU124 (ASSEMBLY)</p>	<p>CHRYSLER - D1500 3.9L 91-97 DODGE - PICK UP 1500/2500/3500 - RAMCHARGER - MICROBUS D150/100 - PICKUP,250,350 - RAM R1500</p>	
<p>KEP-550 (Pressure: 3.0Bar)</p>	<p>GM: 15159483, 25311213, 25312312, 25312314, 25311315, 25311737, 25312608, 4500270, 5421306 WALBRO: GCA3348</p>	<p>CHEVROLET - C&K SERIES PICKUP 5.7L - LUMINA 3.1L - S10 BLAZER 4.3L 4WD - SUBURBAN 5.7L 2WD; 7.4L 2WD - TAHOE BLAZER 5.7L 4WD GM - C&K SERIES PICKUP 5.7L - JIMMY 4.3L 4WD - SAFARI 4.3L; YUKON 5.7L</p>	
<p>KEP-551 (Pressure: 3.0Bar)</p>	<p>ACDELCO: MU71, MU94, MU128, MU213, MU222, MU223, MU227, MU228, MU279 AIRTEX: E3518M, E3533M, E3537M, E3538M, E3974M, E3980M CARTER: P74766M, P74792M, P74793M GM: 25180273, 25313831, 25323833, 25355702 WALBRO: TU408, TU409, TU410</p>	<p>BUICK - CENTURY 3.1L 99- - REGAL 3.8L 97- OLDSMOBILE - INTRIGUE 3.5L/3.8L 99-00 PONTIAC - GRAND PRIX 3.1L/3.8L 00-</p>	
<p>KEP-552 (Pressure: 3.0Bar)</p>	<p>ACDELCO: PMU161, PMU165 AIRTEX: E7049M, E7065M CARTER: P74653M, P74673M CHRYSLER: 4773946, 4798057, 4798287, 52004835, 52017632, 52127748 GM: 25177571, 25177575, 25177675 WALBRO: TU123, TU120 (ASSEMBLY)</p>	<p>DODGE - B150 VAN 1991-1993 - B150 VAN SPORTSMAN 1991-1993 - B250 VAN 1991-1993 - B250 VAN SPORTSMAN 1991-1993 - B350 VAN 1991-1993 - B350 VAN SPORTSMAN 1991-1993</p>	

ELECTRIC INJECTION FUEL PUMP (E.F.I.)

NUK No.	Interchangeable No.	CAR & MODEL	PICTURE
<p>KEP-553 (Pressure: 3.0Bar)</p>	<p>AIRTEX: E8003</p>	<p>DAIHATSU - APPLAUSE A101 1989-10/90 - CHARADE G102 1988-1993</p> <p>FORD - CAPRI SA/SB/SC/SE 1989-1994 (Turbo) - LASER KC/KE 10/85-4/90 (Turbo) - RAIDER 4X4 1991-1997</p> <p>HOLDEN - APOLLO JK/JL 1991-1993 - JACKAROO UBS17 7/88-3/92 - MONTEREY/UBS25 04/92-8/93 - RODEO TF17 2/88-6/98</p> <p>HONDA - ACCORD CB7 11/89-10/90 - ACCORD CB9 06/92-06/94 - CONCERTO EXI 5d 11/88-1/93 - CRX COUPE 1988-93</p> <p>LEXUS - LS400 5/90-10/94</p>	
<p>KEP-554 (Pressure: 3.5Bar)</p>	<p>ACDELCO: 25115529, EP185</p> <p>AIRTEX: E7052, E8123, E8177, E8203, E8204, E8305, E8307, E8312, E8314</p> <p>CARTER: P70304</p> <p>NISSAN: 17011-7900, 17011-80W10, 17011-D3300, 17011-D3310, 17011-F5102, 17011-F5112, 17011-P7211, 17011-P9000, 17011-P9016, 17011-P9022, 17011-W1311, 17011-W2411, 17011-W3011, 17011-W3016, 17011-Y8000</p> <p>SUBARU: 42021-GA290, 7420-21110, 7420-21200</p>	<p>AUDI - COUPE, 80,90, QUATTRO 1978-1998</p> <p>DODGE - CHARGER SHELBY 2.2L 1985-1987 - OMNI 2.2L 1985-1986</p> <p>ISUZU - IMPULSE 2.0L 983-1987</p> <p>MERCEDES BENZ - 190E, 260E, 300E/CE/SE/TE 1984-1996 - C220, C280, E320, S320 1984-1996 - SL320, 400E/SE/SEL, 420SEL 1984-1996 - 500E/SEC/SEL, S500, SL500 1984-1996 - 600SEC/SL, S600, SL600 1992-1995</p> <p>NISSAN - 280 ZX/ZXT 2.8L (Turbo) 1975-1988</p> <p>PORSCHE - 911/928 3.6L/5.0L/5.4L 1987-1998 - 911, 924, 944 2.5L/3.2L 1984-1989</p> <p>SUBARU - 1800 XT Turbo 4WD 1983-1991</p> <p>VOLKSWAGEN - JETTA 1.6L/1.8L 1977-1989</p> <p>VOLVO</p>	
<p>KEP-555 (Pressure: 0.2Bar)</p>	<p>AIRTEX: E8076</p> <p>SUZUKI: 15101-60B02, 15101-60B03, 15101-60B04, 15110-60B00, 15110-62BT0</p>	<p>CHEVROLET - METRO 1.3L 1989-1994</p> <p>GEO - METRO 1989-1994 - METRO LSI/XFI 1989-1994</p> <p>SUZUKI - SWIFT 1.3L 1989-1991 - SWIFT GA/GL/GS/GT/L 1990-1994</p>	
<p>KEP-557 (Pressure: 3.0Bar)</p>	<p>BOSCH: 0580314097</p> <p>OPEL: 815036, 90411101, 90412220, 9119098, 93181358</p>	<p>OPEL - ASTRA F 1.4L/1.6L/1.8L/2.0L 1992-1998 - ASTRA F 1.4L/1.6L/1.8L/2.0L i 1991-1998 - ASTRA G 1.4L/1.6L/1.8L 16V 1998-2000 - ASTRA G 2.0L 16V 1998-2004 - CALIBRA A 2.0L i 4x4 1990-1997 - CALIBRA A 2.0L i Turbo 4x4 1992-1997 - CALIBRA A 2.5L i V6 1993-1997 - COMBO 1.4L 16V 1994-2001 - CORSA A 1.6L 1989-1993 - CORSA B 1.4L/1.6L i 16V 1994-2000</p>	

ELECTRIC INJECTION FUEL PUMP (E.F.I.)

NUK No.	Interchangeable No.	CAR & MODEL	PICTURE
KEP-557 (Pressure: 3.0Bar)	BOSCH: 0580314097 OPEL: 815036, 90411101, 90412220,9119098, 93181358	OPEL - TIGRA 1.4L/1.6L 16V 1994-2000 - VECTRA A 2.0L i 1988-1990 - VECTRA A 2.5L V6 1993-1995 - VECTRA A 2.0L GT 16V 1989-1994 - VECTRA A 2.5L V6 1992-1995 - VECTRA B 1.6L/1.8L/2.0L i 1995-2002 - VECTRA B 2.5L i V6 1995-2000 - ZAFIRA 1.6L/1.8L 16V 1999-2000	
KEP-558 (Pressure: 3.0Bar)	AIRTEX: E2366 FORD: 1R3U-9H307AA/AC, 1R3Z-9H307AA/AB, 3C3U-9H307DA/JA/LA/MA, 3C3Z-9H307DB/JB/LB/MB, 5C3U-9H307CC/DC, 5C3Z-9H307CA/DA, F81U-9H307DB/DD/JB, F81Z-9H307DA/DD/JA, F8ZU-9H307BF/DG, F8ZZ-9H307BD/BE/DE/DF, XC3U-9H307BC/CC, XC3Z-9H307BA/CA, XR3U-9H307AE XR3Z-9H307AC, XR3Z-9H307AD XR3Z-9H307AE WALBRO: TCA903	FORD - F-250 SUPER DUTY 2005-2007 - F-350 SUPER DUTY 2005-2007 - F-450 SUPER DUTY 2005-2007 - F-550 SUPER DUTY 2005-2007 - MUSTANG 2001-2004 - MUSTANG COBRA 1998-2001 - MUSTANG GT 1998-2004 - MUSTANG MACH 1 2003-2004	
KEP-559 (Pressure: 3.5Bar)	AIRTEX: E2158, E2471, E3545, E8456 MITSUBISHI: MR391856, MR548361 HYUNDAI: 31111-26000 KIA: OK01B-13-350, OK01B-13-350A FORD: F75Z-9A407AA, F75Z-9A407BA, F75Z-9A407DA, F75Z-9A407EA, F75Z-9A407FA, F75Z-9H307BC, F75Z-9H307CC, F75Z-9H307KC, F75Z-9H307LC, F7UZ-9A407BB, F7UZ-9A407CB, F7UZ-9A407DA, F7UZ-9A407BC, F7UZ-9A407CC, F7UZ-9A407DB	ACURA - CL/TL 3.2L 2001-2003 CHRYSLER - SEBRING 3.0L 2001-2005 DODGE - STRATUS 1997-2005 FORD - CONTOUR 1997-1999 - E SERIES VAN 1997-2002 - EXPEDITION/EXPLORER 1997-2002 - F150/350 PICKUP 1997-2003 - RANGER 1999-2001 KIA - SPORTAGE 1996- MERCURY - GRAND MYSTIQUE 1997-2002 MITSUBISHI - ECLIPSE GT/GTS 3.0L 2003-2005 - GALANT 3.0L 1999-2005 - MONTERO 1999-2004	
KEP-560 (Pressure: 3.0Bar)	BOSCH: 0580454093	FIAT FORD GM RENAULT VOLKSWAGEN	
KEP-563 (Pressure: 1.0Bar)	BOSCH: 0580453512	AUDI - A80 - A6	

ELECTRIC INJECTION FUEL PUMP (E.F.I.)

NUK No.	Interchangeable No.	CAR & MODEL	PICTURE
KEP-564 <small>(Pressure: 3.5Bar)</small>	<u>TOYOTA & LEXUS:</u> 23220-0M030, 23221-21132 23220-21132, 23220-0P010 23220-75040, 23220-0C050 23221-22030, 23220-OH110 29100-00590	TOYOTA - VIOS - YARIS - INNOVA - CAMRY - HILUX SUZUKI	
KEP-564-1	<u>TOYOTA :</u> 23220-OH071 23220-OH071	TOYOTA - CAMRY	
KEP-565	<u>TOYOTA :</u> 23220-21211 23220-21210 23220-0T210 GIP-539	TOYOTA - ALTIS 1.6 - AQUA - PRIUS C	
KEP-573	<u>TOYOTA :</u> 23220-0V030 23220-0P130 23220-28090	TOYOTA - VIOS - YARIS - RAV4 - HIGH LANDER - HILUX	
KEP-575	<u>CHRYSLER:</u> RL136021AG 5136021AG 5136021AF 5136021AD P76270M	CHRYSLER - Dodge 300 05-2.7/3.5/5.7L - Challenger, - Charger - Magnum	
KEP-576	<u>TOYOTA & LEXUS:</u> 23221-31020 23221-31340	TOYOTA & LEXUS - MARK X - IS 250/350 - GS300/350/450H/460/430 - CROWN	

ELECTRIC INJECTION FUEL PUMP (E.F.I.)

NUK No.	Interchangeable No.	CAR & MODEL	PICTURE
KEP-580	VOLKSWAGON: 3B0906019	AUDI - A4 - A6 V.W. - PASSAT	
KEP-581	WALBRO: TTP456 TTP467	BENZ - W203	
KEP-582 (KEP-340A)	16141183176	BMW - E39, - E34 501i/523i/525i/528i/530i/535i/540i	
KEP-584	TOYOTA & LEXUS: 23221-75020 195131-9450	TOYOTA & LEXUS - PRADO - RX330 - LAND CRUISER - CAMRY	
KEP-586	TOYOTA & LEXUS: 23221-66040	TOYOTA & LEXUS - LAND CRUISER LX470/FZJ70	
KEP-587	HYUNDAI: 31111-1R000	HYUNDAI - TUCSON 2013- - ACCENT 2012- - KIA CERATO 2013-	

ELECTRIC INJECTION FUEL PUMP (E.F.I.)






NUK No.	Interchangeable No.	CAR & MODEL	PICTURE
KEP-589	<u>LAND ROVER</u> WFX101080 WFX000280 WFX000240	LAND ROVER - DISCOVERY	
KEP-590	<u>DELPHI</u> FE10011 FE10013	FIAT FORD GM	
KEP-591 (DIESEL)	<u>BMW</u> 16144028194, 1612678525 16117165590, 16126757762 16126757305, 16144024378 16146767383, 16126758498 16121184633 <u>LAND ROVER</u> WFX000180, WFX000181 <u>PIERBURG</u> 7.50002.50.1 7.50051.60.0	BMW - 3 Series 318d, 320d(E46) 1998-2008 LAND ROVER	 
KEP-592	<u>AIRTEX</u> E8202 <u>VW</u> 867906091 867906091B <u>BOSCH</u> 0580453925	VW - POLO - GOLF AUDI - QUATTRO	
KEP-593 (DIESEL)	<u>AIRTEX</u> E1006	FORD - ESCORT 6.0L (E8F series) 2003-2007	 
KEP-594 (KEP-349A)	<u>VW</u> 1J0919087J 1J0919051B	VW SEAT AUDI	

ELECTRIC INJECTION FUEL PUMP (E.F.I.)

NUK No.	Interchangeable No.	CAR & MODEL	PICTURE
KEP-595 (DIESEL)	BOSCH 058464084 058646096 0580464073 0580464075 HYUNDAI 3111-26900	HYUNDAI - SANTA FE FIAT FORD - MONDEO MK3	
KEP-596 (KEP-347A)	BMW 16146766942 16141184165 993784007	BMW - E46	
KEP-597	HONDA 291100-1011 17045-RM0-000	HONDA	

MECHANICAL FUEL PUMP

>> DAIHATSU <<

NUK No.	Interchangeable No.	Application	Picture
KT-105	<p>DAEWHA: DW109, DW403</p> <p>KYOSAN: TP591, TP594</p> <p>TOYOTA: 23100-31050, 23100-39255, 23100-39256, 23100-39257</p>	<p>DAIHATSU</p> <ul style="list-style-type: none"> - DELTA ;TAFT F-20 / 12R 1.6L <p>TOYOTA</p> <ul style="list-style-type: none"> - CORONA (RT) - HI-ACE (RH) - HI-LUX (RN) 1.6L 12R, RH12 - HIRACKS (RN) - TOYO-ACE (RY) 	
KT-113	<p>BCD: BCD2506/6</p> <p>DAEWHA: DW117, DW405</p> <p>KYOSAN: TP613</p> <p>PIERBURG: 7.21644.50.0</p> <p>TOYOTA: 23100-13050, 23100-13090, 23100-13091, 23100-19125, 23100-19126, 23100-19127, 23100-19215, 23100-19216</p>	<p>DAIHATSU</p> <ul style="list-style-type: none"> - CHARMANT (A) - DELTA (KD) 4K 1.3L <p>TOYOTA</p> <ul style="list-style-type: none"> - COROLLA 30 (KE) - LIGHT-ACE (KM) - STALET (KP) - TOWN-ACE (KR) 	
KT-116	<p>DAEWHA: DW127, DW406</p> <p>KYOSAN: TP609</p> <p>TOYOTA: 23100-26130, 23100-29305, 23100-29306, 23100-29307</p>	<p>DAIHATSU</p> <ul style="list-style-type: none"> - DELTA (TB) 2T 1.4L/1.6L <p>TOYOTA</p> <ul style="list-style-type: none"> - CARINA (TA) - CELICA (TA) - COROLLA (TE) - CORONA (TT) - RARINA (TA) 	
KT-112	<p>DAEWHA: DW116, DW407</p> <p>KYOSAN: TP673</p> <p>TOYOTA: 23100-71020, 23100-71021, 23100-79025, 23100-79026, 23100-79027, 23100-79028</p>	<p>DAIHATSU</p> <ul style="list-style-type: none"> - DELTA WIDE (YB) 1.6L/2.0L <p>TOYOTA</p> <ul style="list-style-type: none"> - 1Y, 2Y, 3Y - DYNA (YU) - HI-ACE (YH) - HI-LUX (YN) 1.6L/2.0L - MARK II = CRESIDA (YX) 	
KD-105	<p>DAEWHA: DW423</p> <p>DAIHATSU: 23100-87718, 23100-87793</p> <p>KYOSAN: DP690</p>	<p>DAIHATSU</p> <ul style="list-style-type: none"> - MAIRA (L55, L60) - COUPE AB/AD 1983-1986 	



MECHANICAL FUEL PUMP

>> DAIHATSU <<




NUK No.	Interchangeable No.	Application	Picture
KD-106	<u>DAEWHA:</u> DW404 <u>DAIHATSU:</u> 23100-87727, 23100-87798, 23100-87799	DAIHATSU - SAMURAI - S-88 PICKUP/VAN CB23	
KD-108	<u>BCD:</u> BCD1989/6 <u>DAEWHA:</u> DW402 <u>DAIHATSU:</u> 23100-87702, 23100-87781, 23100-87783, 23100-87797 <u>KYOSAN:</u> DP547	DAIHATSU - CHARADE S-10-P - G10 / G20 / 550 / AB-20 - HI-JET (55W) (S40) (S75) - RUNABOUT	
KD-110	<u>DAEWHA:</u> DW412 <u>DAIHATSU:</u> 23100-87112, 23100-87187 <u>KYOSAN:</u> DP761	DAIHATSU - CHARADE HC-C 1.3L	
KD-111	<u>DAEWHA:</u> DW424 <u>DAIHATSU:</u> 23100-87234 <u>KYOSAN:</u> DP793	DAIHATSU - CUORE VI - MIRA EF-CL 1993	
KD-115	<u>DAIHATSU:</u> 23100-87716	DAIHATSU - 406	

MECHANICAL FUEL PUMP

>> FORD <<



NUK No.	Interchangeable No.	Application	Picture
KF-101	BCD: BCD1686 DAEWHA: DW601 FORD: 683F-9350AA, 683F-9350AB, 683F-9355AA, 683F-9355AB, GM: 25061578, 25066381	FORD (BEDFORD) - 2700 SERIAL 254,380 (Europe) - 2713E D/N DIESEL - 2715E 6CYL 135HP - 4200, 6000, 6200 D/N DIESEL - DA10, DA21, DT17, DT20 - D1000 SERIAL 360 - INDUSTRIAL - R SERIAL 360, 380	
KF-105	BCD: BCD1549/1 DAEWHA: DW614 GM: 25061518, 25066392, 91145758, 816038	FORD (BEDFORD) - C, M, R TRUCK DIESEL - P AUTOTELAIO 300, 330 - TJ TRUCK CO SERIAL 300, 330 - TK TRUCK EOM,N,Q,R,T,V,HRX3 - TL TRUCK DIESEL 330 - VA AUTOTELAIO 300, 330	

>> HONDA <<




NUK No.	Interchangeable No.	Application	Picture
KH-101	DAEWHA: DW472 HONDA: 16700-PE0-003, 16700-PE0-012, 16700-PE0-013, 16700-PE0-023, 16700-PE0-033 KYOSAN: HP753	HONDA - BALLANDE 1.3L, 1.5L EV, EW - CIVIC	
KH-102	DAEWHA: DW471 HONDA: 16700-634-005, 16700-634-015, 16700-634-315, 16700-634-673, 16700-634-674 KYOSAN: HP445	HONDA - CIVIC SB1 1.2L - EB EE-1, EB-2 CB-L, EN	
KH-104	HONDA: 16700-PM3-000 16700-PM3-003	HONDA - ACCLAIM 1.3L 1981-1984 - CIVIC 1.3L	

MECHANICAL FUEL PUMP

>> ISUZU <<


NUK No.	Interchangeable No.	Application	Picture
KI-101	<p>DAEWHA: DW495, DW496</p> <p>ISUZU: 8-94146-257-0, 8-94438-533-0</p>	<p>ISUZU</p> <ul style="list-style-type: none"> - PICKUP KD 4ZD1 1986- - TROPER 4ZA1, 4ZD1 1987-1988 - TROOPER 4ZD1 1986-1989 	
KI-102	<p>DAEWHA: DW491, DW499</p> <p>ISUZU: 8-94235-600-0, 8-94238-600-0, 8-94238-600-ZG</p>	<p>CHEVROLET</p> <ul style="list-style-type: none"> - LUE PUP 4CYL 2.2L <p>ISUZU</p> <ul style="list-style-type: none"> - LV G18OZ, G20OZ 1981-1985 - TROOPER II 2.0L 	

>> KUBOTA <<





NUK No.	Interchangeable No.	Application	Picture
KKU-101	16285-52032	<p>KUBOTA</p> <ul style="list-style-type: none"> - V1305 - V1505 - V1902 	
KKU-102	1C010-52033	<p>KUBOTA</p> <ul style="list-style-type: none"> - V3300 - V3600 - V3800 	
KKU-103	17539-52030	<p>KUBOTA</p> <ul style="list-style-type: none"> - V2203 	

MECHANICAL FUEL PUMP

>> KIA <<



NUK No.	Interchangeable No.	Application	Picture
KK-101	KIA: KK150-13-350B	KIA - PRIDE	

>> MAZDA <<

NUK No.	Interchangeable No.	Application	Picture
KMZ-101	DAEWHA: DW312 KYOSAN: P670 MAZDA: F801-13-350, F801-13-350A, F801-13-350B	MAZDA - 626 B2000 1982-1984 - CAPELLA BONGO F6, F8	
KMZ-102	BCD: BCD2580 DAEWHA: DW315 KYOSAN: P650 MAZDA: E301-13-350, E301-13-350A, E304-13-350, E304-13-350A, E3Y1-13-350 PIERBURG: 7.21633.50.0	MAZDA - EC/ES 1.3L/1.5L 1981-1986 - FAMILIA EXP - NEW 323 LASER	
KMZ-103	DAEWHA: DW319 KYOSAN: P687 MAZDA: FE50-13-350, FE50-13-350A, FE50-13-350B	MAZDA - 626 1.8L/2.0L F8, FE 1983- - BONGO (E-SR) F8 - SPECTRON (E-SS88) FE	
KMZ-104	DAEWHA: DW324 KYOSAN: P710 MAZDA: E363-13-350, E365-13-350	MAZDA - 323 LX - E3, E5 1.3L/1.5L 1986- - FAMILIA EXP - LASER CHIA	





MECHANICAL FUEL PUMP

>> MAZDA <<


NUK No.	Interchangeable No.	Application	Picture
KMZ-106	<p>BCD: BCD1990/5</p> <p>DAEWHA: DW303</p> <p>KYOSAN: DP545, DP546, P591</p> <p>MAZDA: 0370-13-350, 8036-13-350, 8042-13-350, 8914-13-350, 8914-14-350</p> <p>PIERBURG: 7.21632.50.0</p>	<p>MAZDA</p> <ul style="list-style-type: none"> - 323 FA4 PS/TS/US 1976-1980 - 323 VAN, GLC VAGON 1981- - FAMILIA PC, TC 1.3L/1.5L - GLC TC, UC 1977-1980 - MIZER TC 1.3L 	
KMZ-108	<p>DAEWHA: DW325</p> <p>KYOSAN: P746</p> <p>MAZDA: B313-13-350, B319-13-350, B320-13-350</p>	<p>MAZDA</p> <ul style="list-style-type: none"> - 323 FAMILIA - B6 1.6L 1987- 	
KMZ-109	<p>DAEWHA: DW322</p> <p>MAZDA: FE85-13-350A, FE85-13-350B</p>	<p>MAZDA</p> <ul style="list-style-type: none"> - FE B2000, B2200 - PICKUP 2.0L/2.2L 	
KMZ-110	<p>KYOSAN: P690, P904</p> <p>MAZDA: FE85-13-350</p>	<p>MAZDA</p> <ul style="list-style-type: none"> - B2000, B2200 1987-1993 - PICKUP FE 2.0L/2.2L 	
KMZ-111	<p>DAEWHA: DW312-2</p> <p>KYOSAN: P740</p> <p>MAZDA: F8B1-13-350</p>	<p>MAZDA</p> <ul style="list-style-type: none"> - 626 F8, FE 1987-1992 - CAPELLA 	

MECHANICAL FUEL PUMP

>> MAZDA <<

NUK No.	Interchangeable No.	Application	Picture
KMZ-112	<u>DAEWHA:</u> DW332 <u>KYOSAN:</u> P781 <u>MAZDA:</u> B366-13-350, B366-13-350A, B366-13-350J	MAZDA - FAMILIA B6 1.6L 1989-	
KMZ-113	<u>DAEWHA:</u> DW321 <u>FORD:</u> E8BZ-9350A <u>KYOSAN:</u> P729 <u>MAZDA:</u> B303-13-350, B303-13-350A, B303-13-350B, B303-13-350C, B303-13-350K	FORD - FESTIVA KIA - PRIDE VAN MAZDA - 323 B3, E6 1.3L/1.6L 1986-1988	
KMZ-114	<u>DAEWHA:</u> DW314 <u>KYOSAN:</u> P641 <u>MAZDA:</u> E508-13-350, E508-13-350A	MAZDA - FAMILIA E5 1.5L 1981-1982	
KMZ-116	<u>MAZDA:</u> B301-13-350	MAZDA	

>> MERCEDES BENZ <<

NUK No.	Interchangeable No.	Application	Picture
KMB-102	<u>BCD:</u> BCD1936/7 <u>MERCEDES BENZ:</u> 0010916901, 0010917901, 0020910201, 0020911101, 0020916501, 1150900150, 1150900244 <u>PIERBURG:</u> 7.15673.50.0, 7.20015.50.0, 7.20102.50.0, 7.20174.50.0, 7.20797.50.0, 7.20874.50.0	MERCEDES BENZ - 200 / W123-M115 2.0L - 220 / W123-M115 2.2L - 230 / W123 2.3L - 250 / W123 2.5L - 280 / W123 2.8L	

MECHANICAL FUEL PUMP

>> MITSUBISHI <<

NUK No.	Interchangeable No.	Application	Picture
KM-101	<p>DAEWHA: DW005, DW005-1</p> <p>KYOSAN: MP789, MP791</p> <p>MITSUBISHI: MD034060, MD034062, MD034065, MD034066, MD034358, MD997510, MD997696</p> <p>PIERBURG: 7.21635.50.0</p>	<p>DODGE</p> <p>MITSUBISHI</p> <ul style="list-style-type: none"> - COLT 1.2L 4G11 - CORDIA 1.6L 4G32. 1.8L 4G37 - GALANT 1.6L 4G37 - L300 1.6L 4G32 - LANCER 1.6L 4G32 - SAPPORD 1.6L 4G32 - TREDIA 1.6L 4G32 	
KM-102	<p>DAEWHA: DW006</p> <p>KYOSAN: MP792</p> <p>MITSUBISHI: MD008931, MD997511, MD997697</p> <p>PIERBURG: 7.21636.50.0</p>	<p>DODGE</p> <p>MITSUBISHI</p> <ul style="list-style-type: none"> - CHALLENGER - SIGMA (SATURN MOTOR) - L200 4G3 	
KM-103	<p>AIRTEX: 1384</p> <p>DAEWHA: DW013</p> <p>GM: 1516772, 1518026</p> <p>KYOSAN: MP704</p> <p>MITSUBISHI: MD088066, MD181496</p>	<p>DODGE</p> <p>MITSUBISHI</p> <p>PLYMOUTH</p> <ul style="list-style-type: none"> - CHALLENGER / RAIDER / RAM - MIGHTY MAX 1984-1987 - MONTERO G52B 1983-1989 - ARROW PICKUP / SAPPORO 	
KM-104	<p>DAEWHA: DW018</p> <p>KYOSAN: MP772</p> <p>MITSUBISHI: MD068821, MD699769, MD997509</p>	<p>MITSUBISHI</p> <ul style="list-style-type: none"> - L300 4G62 - MIRAGE , LANCER 1.3L/1.5L 	
KM-105	<p>DAEWHA: DW002</p> <p>KYOSAN: GP706, MP768</p> <p>MITSUBISHI: MD041280, MD997508</p> <p>PIERBURG: 7.21637.50.0</p>	<p>MITSUBISHI</p> <ul style="list-style-type: none"> - COLT 1.2L/1.4L/1.5L/1.5Li 4G11, 4G12, 4G15, 4G31 - GALANT 1.6L/2.0L 4G32, 6G71 - LANCER 1.2L/1.4L 4G11, 4G12 - SIGMA 1.6L 4G32 	




MECHANICAL FUEL PUMP

>> MITSUBISHI <<

NUK No.	Interchangeable No.	Application	Picture
KM-108	mitsubishi: MD175179K	mitsubishi - L300 - MIRAGE , LANCER 1.3L/1.5L	
KM-110	DAEWHA: DW024 KYOSAN: MP923, MP924 mitsubishi: MD175179, MD176202	mitsubishi - PROTON 4G1	
KM-111	DAEWHA: DW010 KYOSAN: MP769 mitsubishi: MD030830, MD997693	DODGE - LAGER G12B mitsubishi - COLT 1.2L/1.4L 4GA 1979-1981 - LANCER - MIRAGE PLYMOUTH	
KM-114	DAEWHA: DW004 KYOSAN: MP642 mitsubishi: MD027080, MD138586	mitsubishi - CANTER 4G54 - GALANT 4G52 - MONTERO 4G54 2.0L/2.6L - SIGMA 4G54B 1980-1989	
KM-115	mitsubishi: MD372436	mitsubishi - LANCER 1995-1999	


MECHANICAL FUEL PUMP

>> MITSUBISHI <<

NUK No.	Interchangeable No.	Application	Picture
KM-116	<u>KYOSAN:</u> MP571 <u>MITSUBISHI:</u> MD011109	MITSUBISHI - DELICA 4G41	
KM-117	<u>MITSUBISHI:</u> MD314428	MITSUBISHI	
KM-118	<u>MITSUBISHI:</u> MD175198	MITSUBISHI - 4G63 - 4G64	






MECHANICAL FUEL PUMP

>> NISSAN <<

NUK No.	Interchangeable No.	Application	Picture
KN-101	<u>BCD:</u> BCD2536/6 <u>DAEWHA:</u> DW202 <u>KYOSAN:</u> NP587 <u>NISSAN:</u> 17010-B9800, 17010-B9825, 17010-N7100, 17010-N7125, 17010-U9625, 17010-U9626, 17010-U9925, 17010-W5325, 17010-W5326, 17010-W5725 <u>PIERBURG:</u> 7.21641.50.0	NISSAN - BLUEBIRD 610/710 1976-1979 - L16, L18, L20B 1976- - PICKUP 2.0L 1977-1979	
KN-102	<u>BCD:</u> BCD2709 <u>DAEWHA:</u> DW216 <u>KYOSAN:</u> NP744, NP809 <u>NISSAN:</u> 17010-34A00, 17010-34A25, 17010-36A00, 17010-36A25	NISSAN - PULSAR 1983-1990 - SENTRA 1983-1990 - SUNNY E13, E15, E16	
KN-103	<u>BCD:</u> BCD2535/6 <u>DAEWHA:</u> DW223 <u>KYOSAN:</u> NP403 <u>NISSAN:</u> 17010-H1900, 17010-H1904, 17010-H1906, 17010-H1925, 17010-H1926	NISSAN - SUNNY B110, B120 1970-1975 - SUNNY (USA) L20Y	
KN-104	<u>BCD:</u> BCD2510/6 <u>DAEWHA:</u> DW224 <u>KYOSAN:</u> NP403-1, NP611 <u>NISSAN:</u> 17010-H5300, 17010-H5302, 17010-H5303, 17010-H5304, 17010-H5325, 17010-H5326, 17010-H5327, 17010-M6610, 17010-M6611, 17010-M6625, 17010-M6626, 17010-M6628	NISSAN - PULSAR PE10, E10, A10, B310 - SUNNY B120, B210 1979-1981 - SUNNY B310, A12 1974- - SUNNY (EXP) 1.2L/1.4L	
KN-105	<u>DAEWHA:</u> DW226 <u>KYOSAN:</u> NP593 <u>NISSAN:</u> 17010-M9000, 17010-M9025	NISSAN - SPULSAR EUROPE A12, A14	




MECHANICAL FUEL PUMP

>> NISSAN <<

NUK No.	Interchangeable No.	Application	Picture
KN-106	<u>DAEWHA:</u> DW238, DW276 <u>KYOSAN:</u> NP804 <u>NISSAN:</u> 17010-T8001, 17010-T8026	NISSAN - ATRUS - CARAVAN - HOMY Z20 1981-	
KN-108	<u>DAEWHA:</u> DW229 <u>KYOSAN:</u> NP504 <u>NISSAN:</u> 17010-E3012, 17010-E3013, 17010-E4013, 17010-Y0126, 17010-Y0127	NISSAN - CEDRIC (USA) 240Z - L20, L24 1970-1973 - SKYLINE K230, T230 2.4L	
KN-109	<u>DAEWHA:</u> DW278 <u>KYOSAN:</u> NP808 <u>NISSAN:</u> 17010-06E00, 17010-06E25	NISSAN - BLUEBIRD CA16, CA18 1985-	
KN-110	<u>DAEWHA:</u> DW208 <u>KYOSAN:</u> NP406 <u>NISSAN:</u> 17010-J0103, 17010-J0104, 17010-J0105, 17010-J0125, 17010-J0127, 17010-J0128	NISSAN - JUNIOR 2.0L H20 1972-	
KN-111	<u>BCD:</u> BCD2687 <u>DAEWHA:</u> DW214 <u>KYOSAN:</u> NP714 <u>NISSAN:</u> 17010-01M25, 17010-01M26, 17010-11M25, 17010-11M26, 17010-23M25 <u>PIERBURG:</u> 7.21640.50.0	NISSAN - CHERRY E10, E13, E15 - PULSAR SENTRA E13, E15 - PULSAR SUNNY E13, E15	

MECHANICAL FUEL PUMP

>> NISSAN <<

NUK No.	Interchangeable No.	Application	Picture
KN-112	<u>DAEWHA:</u> DW257 <u>KYOSAN:</u> NP844 <u>NISSAN:</u> 17010-53Y00, 17010-53Y25	NISSAN - GA14, GA15, GA16 1966-1993 - PRIMERA - SENTRA - SUNNY	
KN-113	<u>DAEWHA:</u> DW272 <u>KYOSAN:</u> NP625 <u>NISSAN:</u> 17010-T5027, 17010-T5028	NISSAN - DATSUN TRUCK - J15, J16 1979-	
KN-114	<u>DAEWHA:</u> DW232-1 <u>KYOSAN:</u> NP779 <u>NISSAN:</u> 17010-06W15, 17010-06W25, 17010-06W26, 17010-06W27, 17010-06W28	NISSAN - PICKUP 2.0L/2.4L - TERRANO - Z20, Z22, Z24 1982-1993	
KN-115	<u>DAEWHA:</u> DW204 <u>KYOSAN:</u> NP622 <u>NISSAN:</u> 17010-01W00, 17010-01W02	NISSAN - DATSUN TRUCK J15, J16	
KN-116	<u>DAEWHA:</u> DW205 <u>KYOSAN:</u> NP475-1 <u>NISSAN:</u> 17010-H5000, 17010-H5700, 17010-H6200, 17010-H6201, 17010-H6203, 17010-H6225, 17010-H6226, 17010-H6227, 17010-H6293, 17010-H7200, 17010-H7225, 17010-H7226, 17010-H7228	NISSAN - B120, B310 - SUNNY 1.2L/1.4L 120Y, A13	

MECHANICAL FUEL PUMP

>> NISSAN <<

NUK No.	Interchangeable No.	Application	Picture
KN-118	<u>KOBLA:</u> 8625 <u>NISSAN:</u> 17010-J13G1	NISSAN - E16, J18 1978- - DATSUN SEDAN - PICKUP - SAMURAI - SAKURA - VAGONETA	
KN-119	<u>DAEWHA:</u> DW210 <u>KYOSAN:</u> NP584 <u>NISSAN:</u> 17010-G2500, 17010-G2525	NISSAN - A14, A15 1978- - C12, C120, C14 - CHERRY COUCH - VANETTE VAN	
KN-120	<u>DAEWHA:</u> DW225 <u>KYOSAN:</u> NP474 <u>NISSAN:</u> 17010-H5025, 17010-H5026	NISSAN - SUNNY B310	
KN-120-1	<u>DAEWHA:</u> DW284 <u>KYOSAN:</u> NP812 <u>NISSAN:</u> 17010-G5100, 17010-G5125	NISSAN - A12, A15, CA2, C28 1987- - VENETTE SERERA	
KN-121	<u>NISSAN:</u> 17020-85725	NISSAN	



MECHANICAL FUEL PUMP

>> NISSAN <<

NUK No.	Interchangeable No.	Application	Picture
KN-123	<u>DAEWHA:</u> DW201 <u>KYOSAN:</u> NP510 <u>NISSAN:</u> 17010-B8206, 17010-B8207	NISSAN - DATSUN TRUCK J15 1975-	
KN-124	<u>DAEWHA:</u> DW239 <u>KYOSAN:</u> NP353 <u>NISSAN:</u> 17010-A3804, 17010-A3805, 17010-A3825, 17010-A3826	NISSAN - DATSUN TRUCK J13, J15 1970-1975	
KN-125	<u>DAEWHA:</u> DW251 <u>KYOSAN:</u> NP681 <u>NISSAN:</u> 17010-01B00, 17010-01B01, 17010-01B02, 17010-01B26, 17010-01B27	NISSAN - MARCH 1.0L MA10 1982-1984 - MIKRA - PATROL MA10	
KN-128	<u>KYOSAN:</u> NP843	NISSAN - GA14	
KN-129	<u>NISSAN:</u> 17010-50K00	NISSAN - H15 - H20 - H25 - K21 - K25 - J20	


MECHANICAL FUEL PUMP

>> NISSAN <<

NUK No.	Interchangeable No.	Application	Picture
KN-130	NISSAN: 17010-K9300	PIPE : 6 mm	
KN-131	NISSAN: 17010-K9300	PIPE : 8 mm	
KN-132	NISSAN: 17010-50K60	NISSAN - K15 - K21 - K25	

MECHANICAL FUEL PUMP

>> PEUGEOT . CITROEN <<

NUK No.	Interchangeable No.	Application	Picture
KP-101	BCD: BCD1875/6 GM: 25061444, 25066362 PEUGEOT: 1450.11, 1450.14, 1450.16, 1450.22, 1450.30, 1450.71, 1450.76, 7910000321, 791002069, 91501190 PIERBURG: 7.21747.50.0	CITROEN - C25 1.8L/2.0L 1982- PEUGEOT - 203, 403, 404 1.6l - 504L, GL, GR, SR, S 1.8L/2.0L - 505GL, GR, SR 1.8L/2.0L - D3A-D4A-VAN - J5, J7, J9 1980- - JEEP P4 1981-	
KP-102	BCD: BCD2552/1 PEUGEOT: 1450.73 1450.86 PIERBURG: 7.21764.50.0	PEUGEOT - 203, 403, 404 1.6l - 504L, GL, GR, SR, S 1.8L/2.0L - 505GL, GR, SR 1.8L/2.0L - D3A-D4A-VAN - J5, J7, J9 1980- - JEEP P4 1981-	
KP-103	BCD: BCD2553/6, BCD2599 GM: 25061480 PEUGEOT: 1450.57, 1450.66, 1450.74, 1450.80, 1450.96, 91518057, 91536319, 91539545, 93151495, 95518057, 96059584 PIERBURG: 7.21762.50.0, 7.21765.50.0	CITROEN - BX 15, 16, 19RS, TRS, GT - XM21, ZX XU/XU5 PEUGEOT - 205 XU5 - 305 GT, GTX, S - 309 GR, SR - 405 XU5-2, XU9-2C 1985- - 605 XU 2.0L 1989-1992	





MECHANICAL FUEL PUMP

>> PERKINS <<

NUK No.	Interchangeable No.	Application	Picture
KPK-101	2641494	PERKINS BALKANCAR TRACTOR - D3900	
KPK-102	PERKINS: 2641709, 2641711, 2641713, 2641725, 2641728, 2641A071, 2641A053, JCB: 17400400, 17401000 LANDINI: 12641725, 1641728, 136851123, MASSEY FERGUSON: 14470M91, 1447688M91, 3637290M91, 3637300M91 BCD: 1873/5	PERKINS FORD NEW HOLLAND LANDINI MASSEY FERGUSON	
KPK-103	PERKINS: 2641709, 2641711, 2641713, 2641725, 2641728, 2641A071, 2641A053, JCB: 17400400, 17401000 LANDINI: 12641725, 1641728, 136851123, MASSEY FERGUSON: 14470M91, 1447688M91, 3637290M91, 3637300M91 BCD: 1873/1	PERKINS FORD NEW HOLLAND LANDINI MASSEY FERGUSON	
KPK-104	BCD: 2707/2 493505 177.6585.085 177.6585.093 177.6585.096 177.6585.141	PERKINS LOMBARDINI PIAGGIO	

MECHANICAL FUEL PUMP

>> RENAULT <<

NUK No.	Interchangeable No.	Application	Picture
KR-101	<p>BCD: BCD1778/6</p> <p>GM: 25061447, 25066361</p> <p>RENAULT: 7700509109, 7700531547, 7700551669, 7700614533, 7700633708, 7700653611, 7700681700, 7701348612</p> <p>PIERBURG: 7.21740.50.0, 7.21742.50.0</p> <p>VOLVO: 3267347-7, 3277579, 3277597, 3277597-5</p>	<p>DACIA (Romania) - 1210, 1310, 1320, 1410</p> <p>OYAK (Turkey) - 12 TX, 12 TSW</p> <p>RENAULT - R6/R12 L, TL, TR - R15/R18 TL, GTL, TA - R18 L, GTL TA</p> <p>VOLVO - 340, 343 GL, DL, L - 345 GL, DL</p>	
KR-103	<p>BCD: BCD1779/1, BCD1779/3</p> <p>DAEWHA: DW656</p> <p>GM: 25066403</p> <p>RENAULT: 5000044183, 5000592768</p>	<p>ALFA ROMEO - FURGONE A19 Perkins</p> <p>RENAULT - SG2, SG4, SG5 671 1962-</p> <p>SAVIEM - FURGONE SG2 - FURGONE SB2, SG3/4/5, SM5 - FURGONE TP3, TP4</p>	
KR-109	<p>RENAULT: 8014-9433</p>	<p>RENAULT</p>	
KR-110	<p>BCD: BCD1889/5</p> <p>GM: 25061440, 25061441, 25066265, 25066410</p> <p>RENAULT: 5 548 544, 8 544 621, 0854512600, 0855438500, 7700514429, 7700518857, 7700527322, 7700527323, 7700633544, 7700654475, 7700698996, 7701000969, 7701018426, 7701348210, 7701348241, 7702103370</p>	<p>RENAULT - ESTAFETTE R2136, R2137 - R10/R12 1190, 1192 - R16 R1150, R1152, R1153</p> <p>VOLVO - DAF 55, 66</p>	

MECHANICAL FUEL PUMP

>> SUZUKI <<

NUK No.	Interchangeable No.	Application	Picture
KS-101	<u>DAEWHA:</u> DW455 <u>SUZUKI:</u> 15100-50A00, 15100-78140, 15100-78B00	SUZUKI - ALTO GA - SS80F SB308	
KS-102	<u>BCD:</u> BCD2701 <u>DAEWHA:</u> DW453 <u>SUZUKI:</u> 15100-77100	SUZUKI (Pakistan) - VAN PICKUP ST308V	
KS-103	<u>DAEWHA:</u> DW457-1 <u>SUZUKI:</u> 15100-79102	SUZUKI - CARRY ST90	Outlet Pipe D: 8mm 
KS-103-1	<u>SUZUKI:</u> 15100-78420	SUZUKI	Outlet Pipe D: 6.5mm 
KS-104-1	<u>BCD:</u> BCD2583/1 <u>DAEWHA:</u> DW460 <u>SUZUKI:</u> 15100-80000, 15100-B80000	SUZUKI - CARRY VAN ST40 - FRONTE SS40 SJ410 - SJ 410, 410K, 410V, 410W - SWIFT GC, GL G13A	






MECHANICAL FUEL PUMP

>> SUZUKI <<

NUK No.	Interchangeable No.	Application	Picture
KS-107	<u>BCD:</u> BCD2635 <u>DAEWHA:</u> DW459 <u>SUZUKI:</u> 15000-B83000, 15100-82010, 15100-82610, 15100-A83000	CHEVROLET SUZUKI - CARRY VAN ST40 - FRONTE SS40 SJ410 - SJ 410, 410K, 410V, 410W - SWIFT GC, GL G13A	
KS-107-1	<u>DAEWHA:</u> DW452 <u>SUZUKI:</u> 15100-83000	SUZUKI - CARRY ST20 - SJ 4B/410	
KS-107-2	<u>SUZUKI:</u> 15100-83010	SUZUKI - SAMURAI	
KS-108	<u>SUZUKI:</u> 15100-60A00, 15100-60A01	SUZUKI	
KS-110	<u>SUZUKI:</u> 15100-78003	SUZUKI	






MECHANICAL FUEL PUMP

>> TOYOTA <<

NUK No.	Interchangeable No.	Application	Picture
KT-101	<p>BCD: BCD2538/6</p> <p>DAEWHA: DW101</p> <p>KYOSAN: TP457-1</p> <p>TOYOTA: 23100-31031, 23100-39085, 23100-39086</p>	<p>TOYOTA</p> <ul style="list-style-type: none"> - HI-LUX RN20, 25 1.6L 12R 1972-1974 	
KT-102	<p>DAEWHA: DW102</p> <p>KYOSAN: TP470</p> <p>TOYOTA: 23100-24030, 23100-29085, 23100-29086</p>	<p>TOYOTA</p> <ul style="list-style-type: none"> - COROLLA KE 1.2L 1966-1980 - KE20, 25, 26 3K 1974-1979 - KE30, 35, 50 3KC 1974-1978 - KP30, 31, 36, 37 3K 1970-1980 - KP40, 45, 47 3K 1970-1980 - KP, KM10 3K 1973-1980 	 <p>Outlet Pipe D=6.5mm</p>
KT-103	<p>BCD: BCD2507/6</p> <p>DAEWHA: DW102-1, DW102-2</p> <p>KYOSAN: TP304, TP411-1, TP411-2</p> <p>TOYOTA: 23100-22011, 23100-24012, 23100-24013, 23100-26026, 23100-29025, 23100-29026, 23100-29037, 23100-29038</p> <p>PIERBURG: 7.21645.50.0</p>	<p>TOYOTA</p> <ul style="list-style-type: none"> - COROLLA KE 1.2L 1966-1980 - KE20, 25, 26 3K 1974-1979 - KE30, 35, 50 3KC 1974-1978 - KP30, 31, 36, 37 3K 1970-1980 - KP40, 45, 47 3K 1970-1980 - KP, KM10 3K 1973-1980 	 <p>Outlet Pipe D= 8mm</p>
KT-104	<p>BCD: BCD2539/6</p> <p>DAEWHA: DW103</p> <p>KYOSAN: TP476-1</p> <p>TOYOTA: 23100-31041, 23100-39095, 23100-39096</p>	<p>TOYOTA</p> <ul style="list-style-type: none"> - COROLLA RT100, 106, 116 1.6L 12R 1973-1978 - HI-ACE RH100, 106, 116 1.6L - HI-LUX RH100, 106, 116 1.6L - HI-ACE RY100, 106, 116 1.6L 	 <p>Inlet Pipe D: 6.5mm</p>
KT-105	<p>DAEWHA: DW109, DW403</p> <p>KYOSAN: TP591, TP594</p> <p>TOYOTA: 23100-31050, 23100-39255, 23100-39256, 23100-39257</p>	<p>DAIHATSU</p> <ul style="list-style-type: none"> - DELTA ;TAFT F-20 / 12R 1.6L <p>TOYOTA</p> <ul style="list-style-type: none"> - CORONA (RT) - HI-ACE (RH) - HI-LUX (RN) 1.6L 12R, RH12 - HIRACKS (RN) - TOYO-ACE (RY) 	






MECHANICAL FUEL PUMP

>> TOYOTA <<

NUK No.	Interchangeable No.	Application	Picture
KT-105-1	<u>DAIHATSU:</u>	DAIHATSU - DELTA 12R	
KT-106	<u>DAEWHA:</u> DW110 <u>KYOSAN:</u> TP605 <u>TOYOTA:</u> 23100-61050	TOYOTA - HI-ACE - HI-LUX FJ40 - LAND CRUISER 2F 1979-	
KT-107	<u>DAEWHA:</u> DW111 <u>KYOSAN:</u> TP695 <u>TOYOTA:</u> 23100-61060	TOYOTA - HI-ACE - HI-LUX L/C FJ40 - LAND CRUISER 2F 1983-1984-	
KT-108	<u>DAEWHA:</u> DW112 <u>KYOSAN:</u> TP643 <u>TOYOTA:</u> 23100-35020, 23100-35021, 23100-35030, 23100-35031, 23100-39335, 23100-39336	TOYOTA - CARINA 2.4L - CORONA 22R - HI-LUX 22R 1980-1990	
KT-109	<u>DAEWHA:</u> DW112-1 <u>KYOSAN:</u> TP765 <u>TOYOTA:</u> 23100-35040	TOYOTA (Australia, Mid-East) - HI-LUX 22R 1989-	






MECHANICAL FUEL PUMP

>> TOYOTA <<

NUK No.	Interchangeable No.	Application	Picture
KT-110	<p>DAEWHA: DW115, DW115-1</p> <p>KYOSAN: TP640, TP640-1</p> <p>TOYOTA: 23100-37030, 23100-37031, 23100-37040, 23100-37041, 23100-37042, 23100-39345, 23100-39346</p>	<p>TOYOTA</p> <ul style="list-style-type: none"> - CALINA - CELICA - CHASER - CORONA - CRESIDE - HI-ACE 21R (RX60) 1980-1984 	
KT-111	<p>DAEWHA: DW115-2</p> <p>KYOSAN: TP702</p> <p>TOYOTA: 23100-37060, 23100-37061, 23100-37062</p>	<p>TOYOTA</p> <ul style="list-style-type: none"> - CARINA - CORONA - CELICA - CHASER - CRESIDE - HI-ACE 21R (RX70) 1984-1987 	
KT-112	<p>DAEWHA: DW116, DW407</p> <p>KYOSAN: TP673</p> <p>TOYOTA: 23100-71020, 23100-71021, 23100-79025, 23100-79026, 23100-79027, 23100-79028</p>	<p>DAIHATSU</p> <ul style="list-style-type: none"> - DELTA WIDE (YB) 1.6L/2.0L <p>TOYOTA</p> <ul style="list-style-type: none"> - 1Y, 2Y, 3Y - DYNA (YU) - HI-ACE (YH) - HI-LUX (YN) 1.6L/2.0L - MARK II = CRESIDA (YX) 	
KT-113	<p>BCD: BCD2506/6</p> <p>DAEWHA: DW117, DW405</p> <p>KYOSAN: TP613</p> <p>PIERBURG: 7.21644.50.0</p> <p>TOYOTA: 23100-13050, 23100-13090, 23100-13091, 23100-19125, 23100-19126, 23100-19127, 23100-19215, 23100-19216</p>	<p>DAIHATSU</p> <ul style="list-style-type: none"> - CHARMANT (A) - DELTA (KD) 4K 1.3L <p>TOYOTA</p> <ul style="list-style-type: none"> - COROLLA 30 (KE) - LIGHT-ACE (KM) - STALET (KP) - TOWN-ACE (KR) 	
KT-114	<p>BCD: BCD2603</p> <p>DAEWHA: DW121, DW121-2</p> <p>KYOSAN: TP712</p> <p>TOYOTA: 23100-13110, 23100-13111</p>	<p>TOYOTA</p> <ul style="list-style-type: none"> - NEW CORONA 5K - LIGHT-ACE KM 1.5L 5K-C 1985- 	






MECHANICAL FUEL PUMP

>> TOYOTA <<

NUK No.	Interchangeable No.	Application	Picture
KT-115	<u>DAEWHA:</u> DW123 <u>KYOSAN:</u> TP705 <u>TOYOTA:</u> 23100-61080	TOYOTA - L/C FJ60 1984-1987 - LAND CRUISER 3F	
KT-116	<u>DAEWHA:</u> DW127, DW406 <u>KYOSAN:</u> TP609 <u>TOYOTA:</u> 23100-26130, 23100-29305, 23100-29306, 23100-29307	DAIHATSU - DELTA (TB) 2T 1.4L/1.6L TOYOTA - CARINA (TA) - CELICA (TA) - COROLLA (TE) - CORONA (TT) - RARINA (TA)	
KT-117	<u>DAEWHA:</u> DW132 <u>KYOSAN:</u> TP682 <u>TOYOTA:</u> 23100-15060, 23100-19195	TOYOTA - 2A 3A 1983-1989 - COROLLA 2A-L - CORONA 1.3L/1.5L	
KT-118	<u>DAEWHA:</u> DW153-1 <u>KYOSAN:</u> TP697 <u>TOYOTA:</u> 23100-10020, 23100-10021	TOYOTA - 1E, 2E 1984- - COROLLA 1.3L - STARLET 1.0L/1.3L	
KT-119	<u>DAEWHA:</u> DW153, DW153-2 <u>KYOSAN:</u> TP698, TP775 <u>TOYOTA:</u> 23100-10030, 23100-10031, 23100-10032, 23100-10033, 23100-11080, 23100-11081	TOYOTA - COROLLA 1.3L 2E 1984-1988 - DYNA 2E-LU - STARLET 1.3L 2E	

MECHANICAL FUEL PUMP

>> TOYOTA <<

NUK No.	Interchangeable No.	Application	Picture
KT-120	<u>DAEWHA:</u> DW156 <u>KYOSAN:</u> TP608 <u>TOYOTA:</u> 23100-13040, 23100-19085, 23100-19086, 23100-19088	DAIHATSU - CHARMANT 4KU- TOYOTA - COROLLA 4K - LIGHT-ACE 4KU 1979-1982 - STARLET	
KT-121	<u>DAEWHA:</u> DW164 <u>KYOSAN:</u> TP776 <u>TOYOTA:</u> 23100-75010, 23100-79075	TOYOTA - 1RZ, 2RZ- - HI-ACE 3F 2.2L 1990-	
KT-122	<u>DAEWHA:</u> DW165 <u>KYOSAN:</u> TP738 <u>TOYOTA:</u> 23100-15080, 23100-15081, 23100-15082	TOYOTA - CARINA 5AF 1987 - COROLLA 1.5L - CORONA 1.5L	
KT-123	<u>DAEWHA:</u> DW106 <u>KYOSAN:</u> TP598 <u>TOYOTA:</u> 23100-44060, 23100-49205, 23100-49206, 23100-49207	TOYOTA - DYNA 5R 2.0L 1979-1985 - STOUT 5R RK110	
KT-125	<u>DAEWHA:</u> DW155 <u>KYOSAN:</u> TP440, TP440-2 <u>TOYOTA:</u> 23100-31020, 23100-31021, 23100-31022, 23100-39016, 23100-39017, 23100-39018, 23100-39019	TOYOTA - COROLLA RT100, 106, 116 1.6L 12R 1973-1978 - HI-ACE RH100, 106, 116 1.6L - HI-LUX RH100, 106, 116 1.6L - HI-ACE RY100, 106, 116 1.6L	


MECHANICAL FUEL PUMP

>> TOYOTA <<

NUK No.	Interchangeable No.	Application	Picture
KT-126	<u>DAEWHA:</u> DW196 <u>KYOSAN:</u> TP479 <u>TOYOTA:</u> 23100-60062, 23100-69062	TOYOTA - LAND CRUISER 3.9L/4.2L - F, 2F 1973-1977	
KT-127	<u>DAEWHA:</u> DW118-1 <u>KYOSAN:</u> TP615 <u>TOYOTA:</u> 23100-18010, 23100-19105, 23100-19106, 23100-19107	TOYOTA - CORONA 12T-U 1979-1983 - COROLLA 13T-U 1.6L/1.8L	
KT-128	<u>DAEWHA:</u> DW151 <u>KYOSAN:</u> TP656 <u>TOYOTA:</u> 23100-63020, 23100-63030, 23100-69065	TOYOTA - CHASER 1SL - CRESSIDA 1S1, 2SL 1981-	
KT-132	<u>DAEWHA:</u> DW178 <u>KYOSAN:</u> TP603 <u>TOYOTA:</u> 23100-15020, 23100-19075	TOYOTA - COROLLA 3A-U 1.5L 1979-1983	
KT-133	<u>DAEWHA:</u> DW173 <u>KYOSAN:</u> TP711 <u>TOYOTA:</u> 23100-13100, 23100-13101	TOYOTA - LIGHT-ACE 5K-U, 5K-J 1985-	


MECHANICAL FUEL PUMP

>> TOYOTA <<

NUK No.	Interchangeable No.	Application	Picture
KT-134	<u>DAEWHA:</u> DW177 <u>KYOSAN:</u> TP600 <u>TOYOTA:</u> 23100-14010, 23100-19065	TOYOTA - TERCEL 1.3L 2A 1979-1982	
KT-136	<u>DAEWHA:</u> DW134-1 <u>KYOSAN:</u> TP487-1 <u>TOYOTA:</u> 23100-25021, 23100-29106	TOYOTA - CELICA T, 2T 1.4L/1.6L 1973-1975	
KT-138	<u>DAEWHA:</u> DW160 <u>KYOSAN:</u> TP501-1 <u>TOYOTA:</u> 23100-61010, 23100-61011	TOYOTA - LAND CRUISER 2F 3.9L/4.2L 1972-1977	
KT-139	<u>DAEWHA:</u> DW198 <u>KYOSAN:</u> TP802 <u>TOYOTA:</u> 23100-66010, 23100-66011, 23100-69085, 23100-69095	TOYOTA - LAND CRUISER 1FZ 1991-	
KT-140	<u>DAEWHA:</u> DW160-1 <u>KYOSAN:</u> TP581 <u>TOYOTA:</u> 23100-61030	TOYOTA - LAND CRUISER 2F 1977-1979	

MECHANICAL FUEL PUMP

>> TOYOTA <<

NUK No.	Interchangeable No.	Application	Picture
KT-141	<u>DAEWHA:</u> DW162 <u>KYOSAN:</u> TP742 <u>TOYOTA:</u> 23100-61100, 23100-61101	TOYOTA - LAND CRUISER 3F 1987-	
KT-142	<u>DAEWHA:</u> DW145 <u>KYOSAN:</u> TP739 <u>TOYOTA:</u> 23100-16040, 23100-16041	TOYOTA - COROLLA 1.6L 4A-F	
KT-145	<u>DAEWHA:</u> DW150 <u>KYOSAN:</u> TP683 <u>TOYOTA:</u> 23100-01010, 23100-09010, 23100-16030, 23100-19225	TOYOTA - COROLLA 1.6L 4A-LC 1983-1990	
KT-146	<u>KYOSAN:</u> TP782 <u>TOYOTA:</u> 23100-13120, 23100-19235, 23100-19236	TOYOTA - 4K, 5K 1990- - LIGHT-ACE 1.3L/1.5L	
KT-150	<u>TOYOTA:</u> 23100-78120-71	TOYOTA	


MECHANICAL FUEL PUMP

>> TOYOTA <<

NUK No.	Interchangeable No.	Application	Picture
KT-151	<u>TOYOTA:</u> 23100-78003-71	TOYOTA	
KT-151-1	<u>TOYOTA:</u> 23100-78002	TOYOTA	
KT-152	<u>TOYOTA:</u> 23100-79096	TOYOTA - HI-LUX 3RZ	
KT-153	<u>TOYOTA:</u>	TOYOTA - 3RZ	
KT-154	<u>TOYOTA:</u> 23100-78154 TP724	TOYOTA - 4Y	

MECHANICAL FUEL PUMP

>> TOYOTA <<

NUK No.	Interchangeable No.	Application	Picture
<p>KT-155</p>	<p><u>TOYOTA:</u> TP788</p>	<p>TOYOTA - 4E</p>	




MECHANICAL FUEL PUMP

>> VOLKSWAGEN <<






NUK No.	Interchangeable No.	Application	Picture
KV-101	<u>BCD:</u> BCD2637 <u>PIERBURG:</u> 7.20803.51.0 <u>VOLKSWAGEN:</u> 026 127 025, 026 127 025A	AUDI - 80 C, CL, GL, GLS 1982-1986 - 100 C, CL, CS, GL 1986- FORD (Brazil) SEAT VOLKSWAGEN - CADDY, GOLF, JETTA, PASSAT - SANTANA, SCIROCCO 1991- - VOYAGE 1991-	<p style="color: blue; font-size: small;">Inlet Pipe D: 8.0mm</p> 
KV-102	<u>BCD:</u> BCD1935/7 <u>PIERBURG:</u> 7.20060.50.0, 7.20170.50.0, 7.20255.50.0, 7.20804.51.0 <u>VOLKSWAGEN:</u> 113 127 025E, 113 127 025F, 113 127 025G	VOLKSWAGEN - TYPE I 1.2L/1.3L 1973- - TYPEII 1.3L/1.6L 1973-1979	
KV-103	<u>BCD:</u> BCD2593/1 <u>PIERBURG:</u> 7.20884.53.0 <u>VOLKSWAGEN:</u> 030 127 025	BARKAS - BARKAS 100 1.3L VAG -1991 TRABANT - TRABANT 1.1L VAG 1989- VOLKSWAGEN - DERBY C, CL, GL 1.3L 1985- - GOLF/JETTA C, CL, GL - POLO 1.0L/1.1L 1985- - SCIROCCO 1.3L 1983-1987 WARTBURG - TAKTER 1.3L VAG 1989-	
KV-108	<u>BCD:</u> BCD1739/6 <u>PIERBURG:</u> 7.14963.50.0, 7.15505.50.0, 7.15506.50.0, 7.15678.50.0, 7.15679.50.0, 7.15681.50.0, 7.20000.50.0, 7.21006.50.0 <u>VOLKSWAGEN:</u> 113 127 025A, 113127 025B, 113 127 025C, 113 127 025D, 211 127 025A, 311 127 025A	VOLKSWAGEN - 1500 - TYPEI 122, 124, 126, 181 - TYPEII 1.2L/1.5L 1964-1972 - TYPEIII 1.5L 1962-1972 - GOL 1.3L/1.6L 1983- - JEEP 181 1.5L 1969-1971 - KOMBI 1.5L - SEDAN 1.3L/1.5L/1.6L -1972	
KV-109	<u>BCD:</u> BCD1787/5 <u>GM:</u> 25066360 <u>PIERBURG:</u> 7.10061.50.0, 7.20035.00.0, 7.20061.50.0, 7.20068.50.0, 7.20400.50.0, 7.20663.50.0, 7.20802.50.0, 7.20802.51.0, 7.20802.52.0, 7.20803.50.0, 7.20803.53.0 <u>VOLKSWAGEN:</u> 056 121 025, 056 127 025, 056 127 025A, 056 127 025B, 056 127 025C	AUDI - 80 C, CL, GL, GLS 1972-1985 - 100 C, CL, CS, GL 1981-1986 FORD (Brazil) - BELINA, ESCORT CHIA -1991 VOLKSWAGEN - CADDY C, CL, GL - GOLF / JETTA - PASSAT - SANTANA - SCIROCCO	<p style="color: blue; font-size: small;">Inlet Pipe D: 6.5mm</p> 

MECHANICAL FUEL PUMP

>> VOLKSWAGEN <<

NUK No.	Interchangeable No.	Application	Picture
KV-110	<p>BCD: BCD1868/7 GM: 25061472, 25066365 PIERBURG: 7.15569.50.0, 7.20135.50.0, 7.20160.50.0, 7.20372.50.0, 7.20447.50.0, 7.20664.50.0, 7.20679.50.0, 7.20805.50.0, 7.20805.51.0, 7.20845.51.0 VOLKSWAGEN: 036 127 025, 052 127 025, 052 127 025B, 052 127 025C, 052 127 025D, 052 127 025E, 052 127 025F, 052 127 025H, 056 127 025E, 056 127 025H</p>	<p>AUDI - 50, 60, 80 1.1L/1.3L/1.5L VOLKSWAGEN - DERBY C, CL, GL - GOLF 1.1L/1.3L/1.5L - JETTA - PASSAT - POLO - SANTANA - SCIROCCO</p>	
KV-115	<p>BROSOL: 216910 KOBLA: 9151S VOLKSWAGEN: 056 127 025</p>	<p>VOLKSWAGEN (Brazil) - CARAT - GACEL - GOL 1.6L - SENDA 1.6L - SELLADA-</p>	
KV-118	<p>BCD: BCD1937/7 BROSOL: 243011, 243122 GM: 25061467, 94642703 KOBLA: 5021S</p>	<p>CHEVROLET (Brazil) OPEL VOLKSWAGEN (Brazil) - SELLADA 1.6L</p>	

DIESEL FEED PUMP & FILTER

NUK No.	OEM No.	Application	Picture
KDF-004	<u>CUMMINS:</u> 84133010 4988747 4944710	CUMMINS - 6BT - 6CT	 <p style="color: red; font-weight: bold; text-align: center;">DISCONTINUE 停産</p>
KDF-101	<u>KIA:</u> K672-B850	KIA MAZDA	
KDF-101-1 Sensor KDF-101-1S	<u>TOYOTA:</u> K672-B850	KIA MAZDA	
KDF-102-1 Sensor KDF-102-1S	<u>MAZDA:</u> 31970-44500	MAZDA	
KDF-102-2 Sensor KDF-102-2S	<u>MITSUBISHI:</u> MB504637	MITSUBISHI - DELICA 2.5L	






DIESEL FEED PUMP & FILTER

NUK No.	OEM No.	Application	Picture
KDF-103	<u>mitsubishi:</u> MD129677 MB220990 MB554592 MB129677	MAZDA mitsubishi CYCLONE TOYOTA -S4S FORKLIFT	
KDF-104	<u>MERCEDES BENZ:</u> 4023	MERCEDES BENZ	
KDF-105	<u>MERCEDES BENZ:</u> 0450126	MERCEDES BENZ	
KDF-107	<u>mitsubishi:</u> MR244238	mitsubishi - L200	
KDF-107-2	<u>mitsubishi:</u> MB554314	mitsubishi	






DIESEL FEED PUMP & FILTER

NUK No.	OEM No.	Application	Picture
KDF-107-4		KIA - KAON TRUCK	
KDF-108		MAZDA - DH3008	 <p style="color: red; text-align: center; font-weight: bold;">SCREW for Filter: UNF 3/4 X 16</p>
KDF-109	TOYOTA: 23301-54410	TOYOTA	 <p style="color: red; text-align: center; font-weight: bold;">SCREW for Filter: UNF 3/4 X 16</p>
KDF-109-1	TOYOTA: 23300-64430 22301-6410A-K	TOYOTA - 1C - 2C	
KDF-110	MAZDA: K759-13-850K	MAZDA	





DIESEL FEED PUMP & FILTER

NUK No.	OEM No.	Application	Picture
<p>KDF-110-1</p> <p>Sensor KDF-110-1S</p>	<p>MAZDA: K759-13-850K</p>	<p>MAZDA</p>	
<p>KDF-110-2</p>	<p>MAZDA: DH024</p>	<p>MAZDA</p>	
<p>KDF-111</p>	<p>TOYOTA: 213-T64060 23303-64060</p>	<p>TOYOTA</p>	 <p style="color: red; font-weight: bold;">SCREW for Filter: UNF 3/4 X 16</p>
<p>KDF-112</p>	<p>TOYOTA: 63303-64060</p>	<p>TOYOTA - LN85</p>	 <p style="color: red; font-weight: bold;">SCREW for Filter: UNF 3/4 X 16</p>
<p>KDF-113</p>	<p>MAZDA: WL01-12-130A WL81-13-480</p>	<p>FORD - RANGER MAZDA</p>	 <p style="color: red; font-weight: bold;">SCREW for Filter: UNF 3/4 X 16</p>






DIESEL FEED PUMP & FILTER

NUK No.	OEM No.	Application	Picture
KDF-116	TOYOTA: 23303-64010S	TOYOTA	 Link x 2
KDF-117		ISUZU - TFR	
KDF-117-1		ISUZU - TFR	
KDF-117-2 Sensor KDF-117-2S		FORD - ECONOVAN	 Link x 2
KDF-118	TOYOTA: 23300-64320 23301-17130	TOYOTA	






DIESEL FEED PUMP & FILTER

NUK No.	OEM No.	Application	Picture
KDF-118-2		TOYOTA	
KDF-119			
KDF-120		FORD - MTX 2002 TOYOTA - LN105	
KDF-122			
KDF-123		HYUNDAI	




DIESEL FEED PUMP & FILTER

NUK No.	OEM No.	Application	Picture
KDF-124	<u>NISSAN:</u> 16400-44G10 16400-DH010	NISSAN	 <p style="color: red; text-align: center;">SCREW for Filter: UNF 3/4 X 16</p>
KDF-125	<u>ISUZU:</u> 8-97638-783-2	ISUZU	 <p style="color: red; text-align: center;">SCREW for Filter: UNF 3/4 X 16</p>
KDF-126	ISUZU	ISUZU	 <p style="text-align: right; font-size: small;">Link x 2</p>
KDF-126-1 (8 mm) Sensor KDF-126-1S	<u>ISUZU:</u> 5-13200-220-7	ISUZU - TFR - TFS - PANTHER	 <p style="text-align: right; font-size: small;">Link x 2</p>
KDF-126-2 (10 mm) Sensor KDF-126-2S	<u>ISUZU:</u> 8-94144-933-2 8-97081-814-A	ISUZU	 <p style="text-align: right; font-size: small;">Inlet & Outlet Pipe D:10mm</p>






DIESEL FEED PUMP & FILTER

NUK No.	OEM No.	Application	Picture
<p>KDF-126-3 (8 mm)</p>	<p>ISUZU: 8-97081-814-B With sensor</p>	<p>ISUZU</p>	
<p>KDF-126-4 (8 mm)</p>	<p>ISUZU: Without sensor</p>	<p>ISUZU - NPR</p>	
<p>KDF-126-6 (10 mm)</p> <p>KDF-126-7 (12 mm)</p>	<p>ISUZU: 8-98319-898-0(10mm) 8-98019-898-0(12mm)</p>	<p>ISUZU - PANTHER TOURING</p>	
<p>KDF-127</p>	<p>TOYOTA: 23300-56110</p>	<p>TOYOTA</p>	 <p style="text-align: center; color: red;">SCREW for Filter: UNF 3/4 X 16</p>
<p>KDF-127-1</p> <p>Sensor KDF-127-1S</p>	<p>TOYOTA:</p>	<p>TOYOTA -14B</p>	

DIESEL FEED PUMP & FILTER

NUK No.	OEM No.	Application	Picture
<p>KDF-127-2</p> <p>Sensor KDF-127-2S</p>	<p>TOYOTA:</p>	<p>TOYOTA - 15B</p>	
<p>KDF-129</p>	<p>TOYOTA: 23301-58160</p>	<p>TOYOTA - S2</p>	 <p style="color: red; font-weight: bold;">SCREW for Filter: UNF 3/4 X 16</p>
<p>KDF-129-1</p>		<p>TOYOTA</p>	 <p style="color: red; font-weight: bold;">SCREW for Filter: UNF 3/4 X 16</p>
<p>KDF-131</p>		<p>MAZDA - R2</p>	
<p>KDF-132</p>		<p>TOYOTA</p>	




DIESEL FEED PUMP & FILTER

NUK No.	OEM No.	Application	Picture
KDF-136			 <p style="color: red; text-align: center;">SCREW for Filter: UNF 3/4 X 16</p>
KDF-137 Pipe D:10mm	ISUZU: 8-97287-518-1	ISUZU - D-MAX 3.0L	 <p style="color: red; text-align: center;">SCREW for Filter: UNF 3/4 X 16 Pipe 10mm</p>
KDF-137-1 Pipe D:12mm		ISUZU - D-MAX 3.0L	
KDF-138		TOYOTA VIGO - D4D	 <p style="color: red; text-align: center;">SCREW for Filter: UNF 3/4 X 16</p>
KDF-139 Pipe D:10mm KDF-139-1 Pipe D:10mm		NISSAN - ZD30	 <p style="color: red; text-align: center;">KDF-139 KDF-139-1</p>






DIESEL FEED PUMP & FILTER

NUK No.	OEM No.	Application	Picture
KDF-140	TOYOTA: 23301-17150	TOYOTA	 <p style="color: red; text-align: center;">SCREW for Filter: UNF 3/4 X 16</p>
KDF-141	FORD: R2N5-13480-A	FORD ECOVOVAN	
KDF-141-1 Sensor KDF-141-1S	FORD: R2N5-13480-A	FORD	
KDF-142	NISSAN: 16400-11T00	NISSAN - CABSTAR	
KDF-142-1 Sensor KDF-142-1S	NISSAN: 16400-11T00	NISSAN	






DIESEL FEED PUMP & FILTER

NUK No.	OEM No.	Application	Picture
KDF-143	NISSAN: 16400-10T00	NISSAN	 <p style="text-align: right; color: red; font-weight: bold;">SCREW for Filter: UNF 3/4 X 16</p>
KDF-143-1 Sensor KDF-143-1S	NISSAN: 16040-T2610	NISSAN	
KDF-144	NISSAN: 16400-6T300	NISSAN	
KDF-144-1 Sensor KDF-144-1S	NISSAN: 16400-6T300	NISSAN	
KDF-145		TOYOTA - D4D KOMATSU - 255(FORKLIFT) - 4D95	

DIESEL FEED PUMP & FILTER

NUK No.	OEM No.	Application	Picture
KDF-146	KOMATSU: 129901-55810	KOMATSU FORKLIFT -4D94E	
KDF-147		NISSAN - J02 FORKLIFT	 SCREW for Filter: UNF 3/4 X 16
KDF-148	NISSAN: 16401-41K00	ISUZU -C240 FORKLIFT NISSAN -TD27	 SCREW for Filter: UNF 3/4 X 16
KDF-149		ISUZU -C240 FORKLIFT	 <small>Link x 2</small>
KDF-149-1		ISUZU -C240 FORKLIFT	






DIESEL FEED PUMP & FILTER

NUK No.	OEM No.	Application	Picture
KDF-150	TOYOTA: 23302-23440-71	TOYOTA FORKLIFT -7-8FD10-30/1DZ,2Z,3Z -7FD35-50/13Z,14Z	 <p style="color: red; text-align: center;">SCREW for Filter: UNF 3/4 X 16</p>
KDF-151			
KDF-152		ISUZU	
KDF-152-1 Sensor KDF-152-1S		ISUZU	
KDF-153		ISUZU - D-MAX 2.5L	 <p style="text-align: center;">Inlet & Outlet Pipe D: 8mm</p> <p style="color: red; text-align: center;">SCREW for Filter: UNF 3/4 X 16</p>

DIESEL FEED PUMP & FILTER

NUK No.	OEM No.	Application	Picture
KDF-154		FORD ECONOVAN	
KDF-154-1		FORD ECONOVAN -2.2 DIESEL	
KDF-154-2		FORD ECONOVAN -2.2 DIESEL	
KDF-155		FC11	
KDF-155-1 Sensor KDF-155-1S		FC11	

DIESEL FEED PUMP & FILTER

NUK No.	OEM No.	Application	Picture
KDF-156	TOYOTA: 23301-56030	TOYOTA	
KDF-157	MAZDA: WL81-13ZAO	MAZDA	
KDF-158	NISSAN: 16401-EB30A	NISSAN - NAVARA D40	
KDF-159 Pipe D:12mm	mitsubishi: 1770-A011	mitsubishi - TRITON	
KDF-159-1 Pipe D:8mm	mitsubishi: 1770-A010	mitsubishi - TRITON	

DIESEL FEED PUMP & FILTER

NUK No.	OEM No.	Application	Picture
KDF-160	<u>ISUZU:</u> 8-97941108-4 897916993 97302015	ISUZU - D-MAX 4JH	
KDF-162	129901-55811	KOMATSU	
KDF-163		TOYOTA - 7F FORKLIFT	
KDF-164A Sensor KDF-006S	<u>MITSUBISHI:</u> ME194923	MITSUBISHI - 4M42	
KDF-165	<u>TOYOTA:</u> 23380-5B140	TOYOTA - HILUX KZN165R - 1KTZE	

DIESEL FEED PUMP & FILTER

NUK No.	OEM No.	Application	Picture
KDF-169	TOYOTA: 23301-17010	TOYOTA	
KDF-177		ISUZU - GIGA	
KDF-177A	ISUZU: 8-98162904-3	ISUZU - GIGA	
KDF-179	23300-87318	TOYOTA - 14B DAIHATSU	
KDF-180	KIA: K-670-13-850	KIA	

DIESEL FEED PUMP & FILTER

NUK No.	OEM No.	Application	Picture
KDF-181	KIA: OK71E-25-570	KIA	
KDF-182	1770A051	MITSUBISHI - TRITON	
KDF-183	TOYOTA: 23301-56250	TOYOTA	
KDF-184	TOYOTA: 23380-17411	TOYOTA	
KDF-185	TOYOTA: 23380-5B151	TOYOTA	






DIESEL FEED PUMP & FILTER

NUK No.	OEM No.	Application	Picture
KDF-186	TOYOTA: 23380-17530 23380-17531	TOYOTA	
KDF-187	TOYOTA: 23380-17451	TOYOTA	
KDF-188	HYUNDAI: OK62W-13-850	HYUNDAI	
KDF-189	HYUNDAI: 31972-44002 31972-44000	HYUNDAI	
KDF-190			

DIESEL FEED PUMP & FILTER

NUK No.	OEM No.	Application	Picture
KDF-191		TATA	
KDF-192		TATA	
KDF-193	NISSAN: 16401-VK511	NISSAN	
KDF-194		ISUZU	
KDF-196	8-97916993-0	ISUZU - D MAX	

DIESEL FEED PUMP & FILTER

NUK No.	OEM No.	Application	Picture
KDF-197	ISUZU: - 8-94168520-PT	ISUZU - NKR	
KDF-198		ISUZU - NKR	
KDF-200	TOYOTA: 23380-51020, 23380-51031	TOYOTA -VDJ79R 1VD	
KDF-203	ISUZU: - 8-97234932-1	ISUZU - D-MAX 2004	
KDF-204	TOYOTA: 23380-51041 23380-51042	TOYOTA -VDJ200 1VD	




DIESEL FEED PUMP & FILTER

NUK No.	OEM No.	Application	Picture
KDF-205	KOMATSU: ND086100-1400	KOMATSU -6D102	
KDF-206	mitsubishi: ME006065	MITSUBISHI - CANTER	
KDF-207	ISUZU: 8-97172-543-PT	ISUZU - NPR 4HF1/G1/E1	
KDF-208	HINO: - 23310-1660	HINO	

DIESEL FEED PUMP & FILTER

NUK No.	OEM No.	Application	Picture
KT-129	<u>TOYOTA:</u> 23301-17060 23301-54460 23301-54470 23303-54460 23302-23660	TOYOTA - 1DZ FORKLIFT - 2Z FORKLIFT	
KT-129-2 Sensor KT-129-2S	<u>TOYOTA:</u> 23301-54460	TOYOTA - 13B	
KT-129-TS	<u>TOYOTA:</u> 23301-17060 23301-54460 23301-54470	TOYOTA	
KT-130	<u>TOYOTA:</u> 23301-64010 23303-64010	TOYOTA - RN	
KT-131	<u>TOYOTA:</u> 23303-87001 23303-87309	TOYOTA	


DIESEL FEED PUMP & FILTER

NUK No.	OEM No.	Application	Picture
KT-131-1	TOYOTA: 23303-87309	TOYOTA	
KT-135	TOYOTA: 23301-17010 23301-54410	TOYOTA - MTX-LN80	 <p style="color: red; text-align: center;">SCREW for Filter: UNF 3/4 X 16</p>
KT-135-1	TOYOTA: 23301-17010 23301-54410	TOYOTA - MTX-LN80	






FUEL FILTER ASSY

NUK No.	OEM No.	Application	Picture
KDF-201A	<u>TOYOTA:</u> - 23300-0L042	TOYOTA - HILUX 1KD, 2KD	
KDF-202A	<u>FORD:</u> - U212-13-480A/B - AB39-9155-DD - 522462	FORD - RANGER 2.2	
KDF-3003A	<u>TOYOTA:</u> - 23300-30211	TOYOTA - HIACE	
KDF-3004A	<u>ISUZU:</u> - 8-98184213-0	ISUZU - D-MAX	
KDF-3005A	<u>ISUZU:</u> - 8-98184212-1	ISUZU - D-MAX	

DIESEL FEED PUMP & FILTER

NUK No.	OEM No.	Application	Picture
KDF-3006A	ISUZU: - 8-98067761-3	ISUZU - D-MAX	
KDF-3007A	ISUZU: - 8-97172543-PT	ISUZU - NPR 4HF1	



FUEL WATER SEPARATOR

2D IMAGE	NUK No.	OEM No.	APPLICATION
	KDF-2001A	23500-1010	HINO - EF750 - F17C - H07C
	KDF-2002A	ME039811	FUSO - 8DC91 - 6D22T - 6D16T
	KDF-2003A	ME121646	FUSO - 6M70 - FP380
	KDF-2004A	1-14200-468-2	NISSAN - CW520
	KDF-2005A	23330-E0030	HINO - J08E -GH8J

FUEL WATER SEPARATOR

2D IMAGE	NUK No.	OEM No.	APPLICATION
	KDF-2006A	23330-E0020	HINO - J05D - N04C
	KDF-2007A	23300-E0260	HINO - Boat engine
	KDF-2008A	44803-1080	HINO - EF750 - F17C - K13C
	KDF-2005C	2336-01080	HINO - J08E - FG8J - GH8J
	KDF-2009C	23311-1390	HINO - F20C - K13C - J05C


FUEL WATER SEPARATOR

2D IMAGE	NUK No.	OEM No.	APPLICATION
	KDF-2010A	1-13201-015-1 ME300350	FUSO - FVR/FSR/FM65 - 6M60 - 6WA1
	KDF-2011A	8-94144933-RA	ISUZU - NPR 4BE1/4HF1/ - NPR 58

FUEL STRAINER

KFT-01

SUIT for:
SIZE: $\Phi 11 \pm 0.05$; 114L*53W



KFT-05 (=KFT-04)

SUIT for:
SIZE: $\Phi 10.75$; 85L*41W*64H



KFT-10 (=KFT-67)

SUIT for:
SIZE: $\Phi 11 \pm 0.1$; 66L*61W



KFT-02

SUIT for:
SIZE: $\Phi 11 \pm 0.05$; 127L*62W



KFT-06

SUIT for:
SIZE: $\Phi 11.45$; 85L*41W*64H



KFT-11

SUIT for:
SIZE: $\Phi 22.05 \pm 0.06$; 126L*42W



KFT-03 (=KFT-36)

SUIT for:
SIZE: $\Phi 11 \pm 0.05$; 96L*56W



KFT-07

SUIT for:
SIZE: $\Phi 11-0/0.1$; 90L*37W



KFT-13

SUIT for:
SIZE: $\Phi 10.75$; 120L*50W



KFT-04 (=KFT-05)

SUIT for:
SIZE: $\Phi 10.75$; 85L*41W*64H



KFT-09

SUIT for:
SIZE: $\Phi 22.5 \pm 0.06$; 140L*42W



KFT-14

SUIT for:
SIZE: $\Phi 10.75$; 108L*50W



FUEL STRAINER

KFT-15

SUIT for:
SIZE: $\Phi 11 \pm 0.1$; 96L*92W




KFT-20

SUIT for:
SIZE: $\Phi 11 \pm 0.05$; 100L*45W



KFT-26

SUIT for:
SIZE: $\Phi 19 \pm 0.1$; 100L*38W



KFT-16

SUIT for:
SIZE: $\Phi 11 \pm 0.15$; 117L*55W



KFT-22

SUIT for:
SIZE: $\Phi 19 \pm 0.1$; 145L*35W



KFT-28

SUIT for:
SIZE: $\Phi 11 \pm 0.05$; 112L*55W



KFT-17

SUIT for:
SIZE: $\Phi 11 \pm 0.1$; 60L*57W



KFT-23

SUIT for:
SIZE: $\Phi 19 \pm 0.1$; 200L*38W



KFT-29

SUIT for:
SIZE: $\Phi 11 \pm 0.05$; 85L*56W



KFT-18

SUIT for:
SIZE: $\Phi 11 \pm 0.1$; 87L*68W



KFT-25

SUIT for:
SIZE: $\Phi 19 \pm 0.1$; 113L*42W



KFT-31

SUIT for:
SIZE: $\Phi 22 \pm 0.1$; 100L*54W



FUEL STRAINER

KFT-32

SUIT for:
SIZE: $\Phi 22 \pm 0.1$; 100L*50W



KFT-37

SUIT for:
SIZE: $\Phi 11 - 0.1$; 82L*47W



KFT-42

SUIT for:
SIZE: $\Phi 11 + 0.2$; 146L*66W




KFT-34

SUIT for:
SIZE: $\Phi 11 \pm 0.05$; 106L*44W



KFT-38

SUIT for:
SIZE: $\Phi 25.7 + 0.1$; 110L*70W



KFT-43

SUIT for:
SIZE: $\Phi 20 - 0.2$; 82.5L*66W



KFT-35

SUIT for:
SIZE: $\Phi 21 \pm 0.1$; 127L*38W




KFT-39

SUIT for:
SIZE: $\Phi 11 + 0.1$; 180L*56W



KFT-44

SUIT for:
SIZE: $\Phi 22.2 \pm 0.14$; 82L*63W



KFT-36 (=KFT-03)

SUIT for:
SIZE: $\Phi 11 \pm 0.05$; 96L*56W



KFT-40

SUIT for:
SIZE: $\Phi 22.5 \pm 0.15$; 136L*56W



KFT-45

SUIT for:
SIZE: $\Phi 10.8 \pm 0.2$; $\Phi 76$



FUEL STRAINER

<p>KFT-46 SUIT for: SIZE: $\Phi 11 \pm 0.1$; 61L*58W</p> 	<p>KFT-50 SUIT for: SIZE: $\Phi 11 \pm 0.05$; 145L*53.5W</p> 	<p>KFT-56 SUIT for: SIZE: $\Phi 27 \pm 0.3$; 71.5L*47.5W</p> 
<p>KFT-47 SUIT for: SIZE: $\Phi 11 \pm 0.1$; 90L*58W</p> 	<p>KFT-52 SUIT for: SIZE: $\Phi 12 \pm 0.05$; 165L*42W</p> 	<p>KFT-59 SUIT for: SIZE: $\Phi 11 \pm 0.05$; 106L*50W</p> 
<p>KFT-48 SUIT for: SIZE: $\Phi 19 \pm 0.1$; 120L*56W</p> 	<p>KFT-54 SUIT for: SIZE: $\Phi 13 \pm 0.3$; 62L*45W</p> 	<p>KFT-63 SUIT for: SIZE: $\Phi 12 \pm 0.1$; 98L*50.2W</p> 
<p>KFT-49 SUIT for: SIZE: $\Phi 11 \pm 0.05$; 106L*50W</p> 	<p>KFT-55 SUIT for: SIZE: $\Phi 19 \pm 0.1$; $\Phi 76$</p> 	<p>KFT-64 SUIT for: SIZE: $\Phi 11 \pm 0.1$; 72L*49W</p> 

FUEL STRAINER

KFT-65

SUIT for:
SIZE: $\Phi 9.4-0.1$; 84L*51.5W



KFT-72

SUIT for:
SIZE: $\Phi 12-0.1$; 90L*67.5W



KFT-77

SUIT for:
SIZE: $\Phi 19+0.1$; 146L*42W



KFT-67 (=KFT-10)

SUIT for:
SIZE: $\Phi 11\pm 0.1$; 66L*61W



KFT-74

SUIT for:
SIZE: $\Phi 26+0.1$



KFT-78

SUIT for:
SIZE: $\Phi 11\pm 0.07$; 88.5L*65W



KFT-69

SUIT for:
SIZE: $\Phi 10.9\pm 0.05$; 173L*45W



KFT-75

SUIT for:
SIZE: $\Phi 13.8\pm 0.1$; 147L*48.5W



KFT-79

SUIT for:
SIZE: $\Phi 11-0.1$; 125L*54W




KFT-71

SUIT for:
SIZE: $\Phi 19\pm 0.1$; 114.5L*57W




KFT-76

SUIT for:
SIZE: $\Phi 11-0.09$; 45L*39.5W



KFT-80


SUIT for:
SIZE: $\Phi 19+0.1$; 165L*42W



FUEL STRAINER

KFT-84

SUIT for:
SIZE: $\Phi 22.3 \pm 0.05$; 145L*45W



KFT-91

SUIT for:
SIZE: $\Phi 24 \pm 0.05$; $\Phi 90$




KFT-97

SUIT for:
SIZE: $\Phi 11 \pm 0.05$; 123L*46W



KFT-88

SUIT for:
SIZE: $\Phi 11 - 0.1$; 50L*83.2W*29H



KFT-92

SUIT for:
SIZE: $\Phi 11 \pm 0.05$; $\Phi 70$



KFT-98

SUIT for:
SIZE: $\Phi 11 \pm 0.1$; 152L*61W



KFT-89

SUIT for:
SIZE: $\Phi 19 + 0.2$; 31L*89.3W



KFT-94

SUIT for:
SIZE: $\Phi 24 - 0.1$; 126L*90W




KFT-99

SUIT for:
SIZE: $\Phi 11 \pm 0.05$; 94L*65W




KFT-90

SUIT for:
SIZE: $\Phi 18.8 + 0.1$; 78L*70W



KFT-95

SUIT for:
SIZE: $\Phi 25.3 \pm 0.15$; 85L*82W



KFT-102

SUIT for:
SIZE: $\Phi 11 \pm 0.05$; 106L*50W



FUEL STRAINER


KFT-103

SUIT for:
SIZE: $\Phi 11 \pm 0.2$; 146L*66W



KFT-114

SUIT for:
SIZE: $\Phi 13.5 \pm 0.09$; 72L*65W




KFT-120

SUIT for:
SIZE: $\Phi 11.1 \pm 0.05$; 150L*35W




KFT-104

SUIT for:
SIZE: $\Phi 19 \pm 0.1$; 104L*42W



KFT-115

SUIT for:
SIZE: $\Phi 11.1 \pm 0.07$; 132L*61W



KFT-121

SUIT for:
SIZE: $\Phi 11.1 \pm 0.1$; 105L*56W




KFT-105

SUIT for:
SIZE: $\Phi 11 \pm 0.05$; 96L*56W



KFT-116

SUIT for:
SIZE: $\Phi 11.1 \pm 0.07$; 154L*61W




KFT-122

SUIT for:
SIZE: $\Phi 12.8 \pm 0.05$; 74L*50W



KFT-112

SUIT for:
SIZE: $\Phi 11.1 \pm 0.07$; 125L*61W




KFT-119

SUIT for:
SIZE: $\Phi 13.5 \pm 0.09$; 172L*35W



KFT-123

SUIT for:
SIZE: $\Phi 11.1 \pm 0.07$; 80L*61W



FUEL STRAINER

KFT-125

SUIT for:
SIZE: $\Phi 11-0.1$; 108L*40W



KFT-129

SUIT for:
SIZE: $\Phi 11-0.1$; 121L*52W



KFT-203

SUIT for:
SIZE: $\Phi 11.3\pm 0.07$; 105L*78W



KFT-126

SUIT for:
SIZE: $\Phi 11-0.15$; 77L*62W



KFT-130

SUIT for:
SIZE: $\Phi 11.1\pm 0.07$; 106L*61W



KFT-204

SUIT for:
SIZE: Φ



KFT-127

SUIT for:
SIZE: $\Phi 11-0.1$; 85L*64W



KFT-201

SUIT for:
SIZE:



KFT-205

SUIT for:
SIZE: Φ



KFT-128

SUIT for:
SIZE: $\Phi 18.3-0.1$; 85L*64W



KFT-202

SUIT for:
SIZE: $\Phi 12\pm 0.05$; 77.5L*66.5W



KFT-206

SUIT for:
SIZE: Φ



FUEL STRAINER

KFT-207

SUIT for:
SIZE:



KFT-212

SUIT for:
SIZE: $\Phi 11 \pm 0.07$; 132L*68W



KFT-216

SUIT for: FORD Mondeo / Metrostar
SIZE: Φ



KFT-208

SUIT for:
SIZE: $\Phi 11 \pm 0.07$; 90L*48W



KFT-213

SUIT for:
SIZE: $\Phi 11 \pm 0.07$; 131L*63W



KFT-217

SUIT for: NISSAN TEANA
SIZE: Φ



KFT-209

SUIT for:
SIZE: Φ



KFT-214

SUIT for:
SIZE: $\Phi 11 \pm 0.07$; 107L*90W



KFT-218

SUIT for: Honda FIT / JAZZ
SIZE: Φ




KFT-211

SUIT for:
SIZE: $\Phi 11 \pm 0.07$; 141L*56W



KFT-215

SUIT for:
SIZE: $\Phi 11 \pm 0.07$; 151L*78W



KFT-219

SUIT for: DAITHATSU XENIA
SIZE: Φ D13,82 L , 50 W



